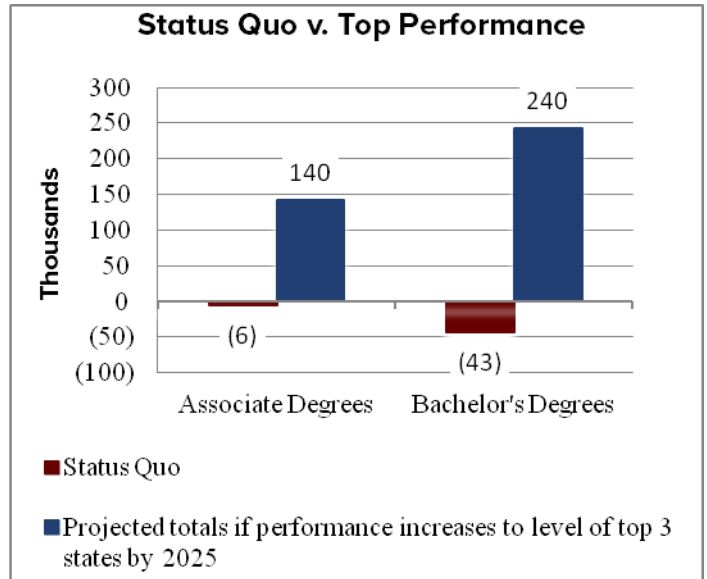


# Return on Investment to Increasing Postsecondary Credential Attainment in Massachusetts

## Massachusetts Must Improve College Participation and Credential Attainment Rates to Remain Competitive

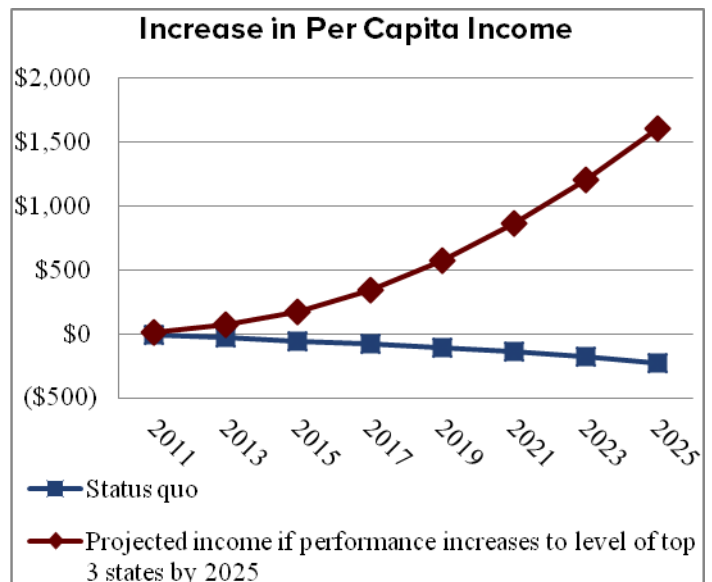
- To remain globally competitive, the U.S. and each state should ensure that at least 60% of adults ages 25 to 64 have an associate or bachelor's degree by 2025. In Massachusetts, the current rate is 50.5%.
- Massachusetts ranks 50th among 50 states in the size of the credential increase it needs to achieve annually. To meet the 60% goal, it will need to produce an additional 36,071 degrees by 2025.
- By achieving rates of the top-performing states, Massachusetts can produce about 240,000 bachelor's degrees, 140,000 associate degrees and 43,000 certificates by 2025.



## Meeting Credential Goal Produces Significant Personal Economic Return

### Per capita income increases when the state meets 60% credential attainment goal

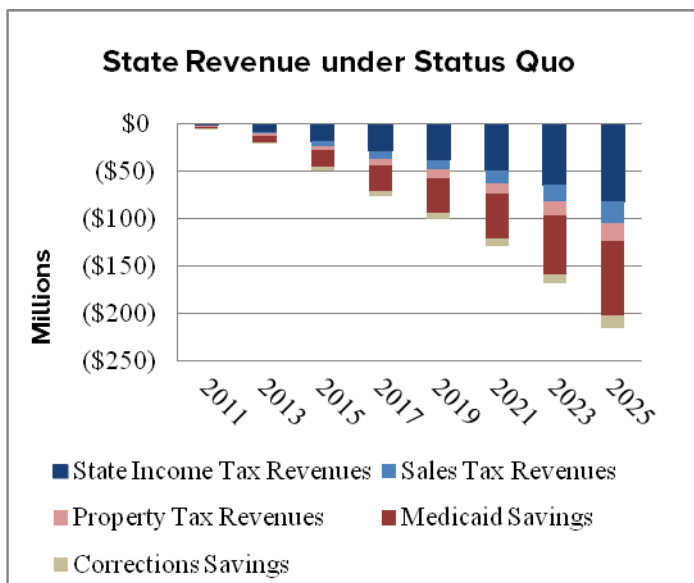
- Under current postsecondary investment patterns, annual personal per capita income in Massachusetts is projected to decrease by about \$230 in 2025.
- By meeting the 60% credential attainment goal, annual per capita income would increase significantly more, by approximately \$1,500 in 2025.



# Meeting Credential Goal Produces Significant Economic Returns to the State

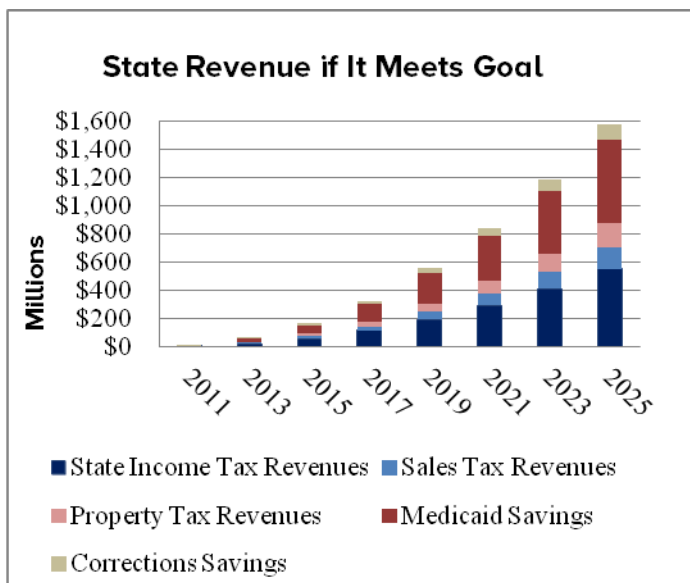
## Status quo produces negative returns

Under current postsecondary investment patterns, Massachusetts' state revenues will decrease by about \$215 million in 2025.



## Meeting 60% credential goal pays off

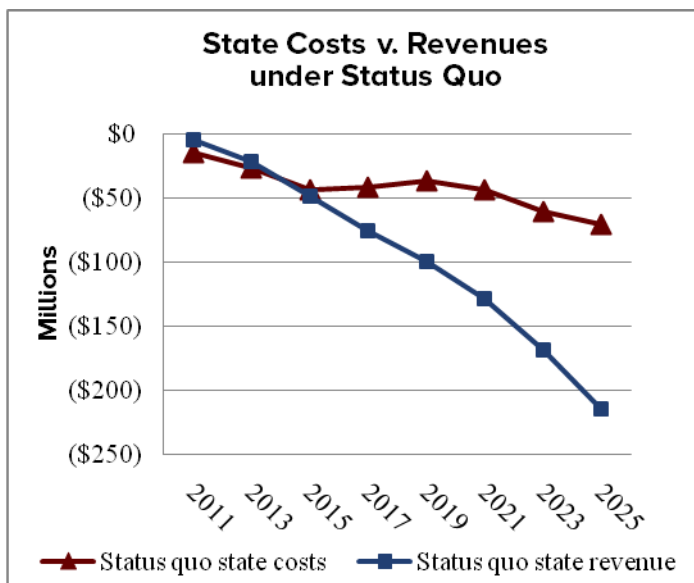
By meeting the 60% credential goal, Massachusetts will generate more annual revenue, topping approximately \$1.5 billion in 2025.



## State Revenues Exceed Costs When Credential Goal is Met

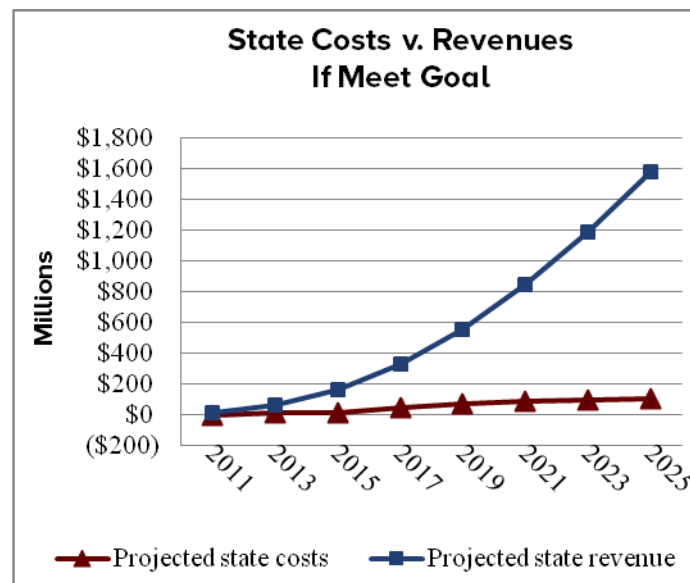
### Status Quo: Revenues are lower than costs

Under current postsecondary investment patterns, Massachusetts' revenues are about \$140 million below costs in 2025.



### Meet 2025 goal: Revenues exceed costs

By meeting the 60% credential attainment goal, Massachusetts' revenues exceed postsecondary costs by about \$1.5 billion by 2025.



This analysis was prepared using the CLASP-NCHEMS Return on Investment Dashboard tool. See [www.clasp.org/ROIDashboard](http://www.clasp.org/ROIDashboard)