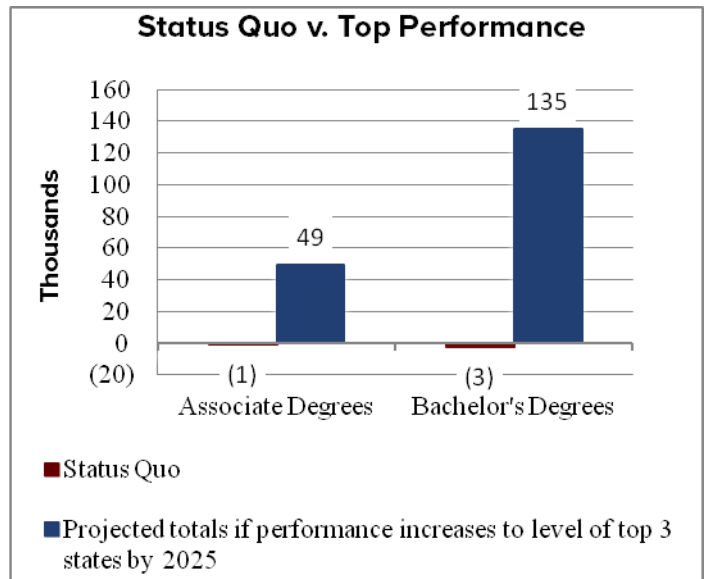


Return on Investment to Increasing Postsecondary Credential Attainment in Kentucky

Kentucky Must Improve College Participation and Credential Attainment Rates to Remain Competitive

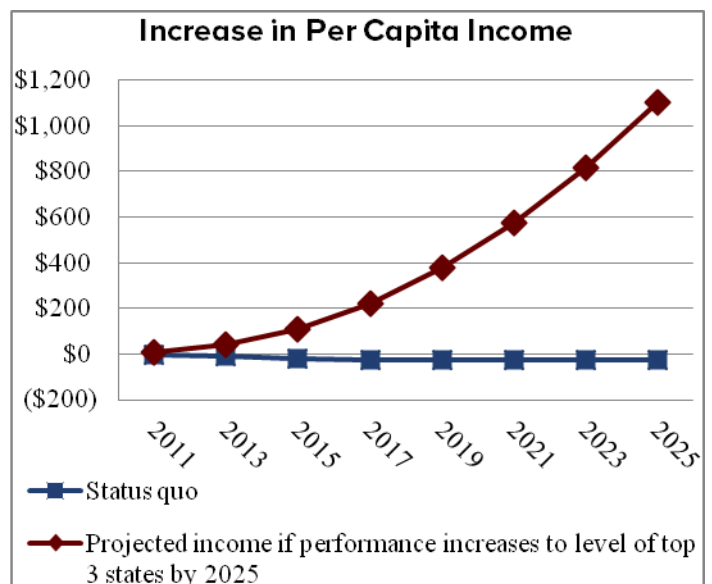
- To remain globally competitive, the U.S. and each state should ensure that at least 60% of adults ages 25 to 64 have an associate or bachelor's degree by 2025. In Kentucky, the current rate is 30%.
- Kentucky ranks 14th among 50 states in the size of the degree gap it needs to fill. To meet the 60% goal, it will need to produce an additional 425,911 degrees by 2025.
- By achieving rates of the top-performing states, Kentucky can produce about 135,000 bachelor's degrees, 49,000 associate degrees and 59,000 certificates by 2025.



Meeting Top Performers Produces Significant Personal Economic Return

Per capita income increases when the state meets top performers

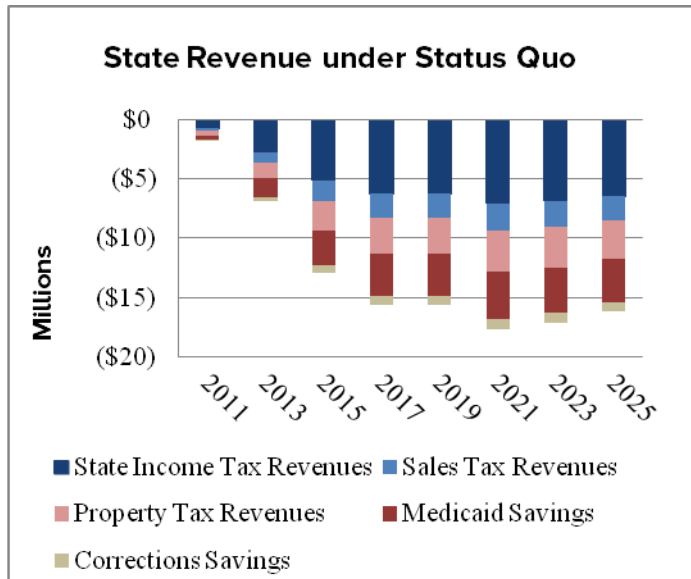
- Under current postsecondary investment patterns, annual personal per capita income in Kentucky is projected to decrease by about \$24 in 2025.
- By meeting top performers, annual per capita income would increase significantly more, by approximately \$1,000 in 2025.



Meeting Top Performance Produces Significant Economic Returns to the State

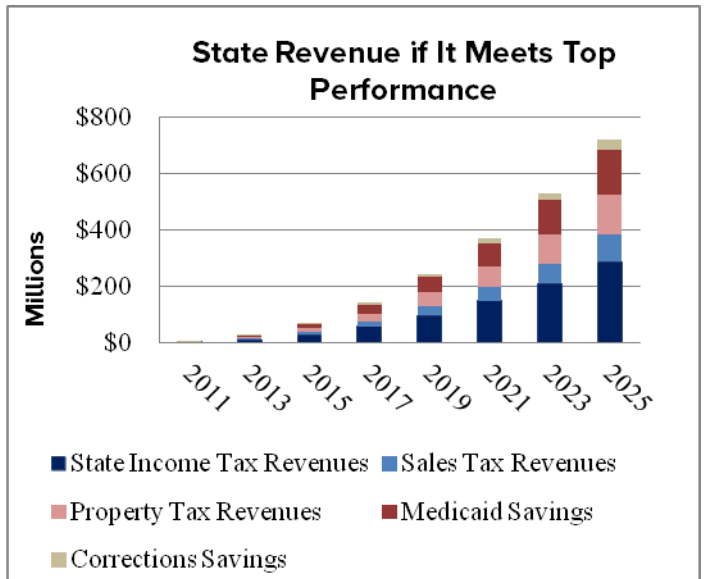
Status quo produces negative returns

Under current postsecondary investment patterns, Kentucky's state revenues will decrease by about \$16 million in 2025.



Meeting top performance pays off

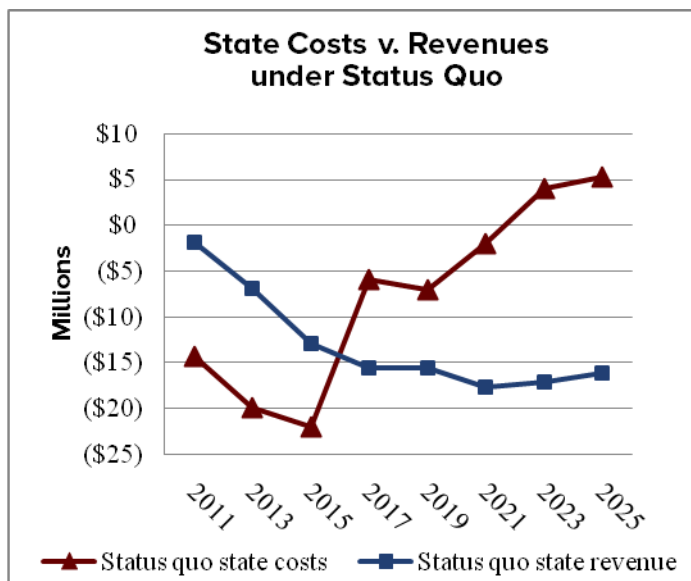
By meeting top performance, Kentucky will generate more annual revenue, topping approximately \$720 million in 2025.



State Revenues Exceed Costs When Top Performance is Met

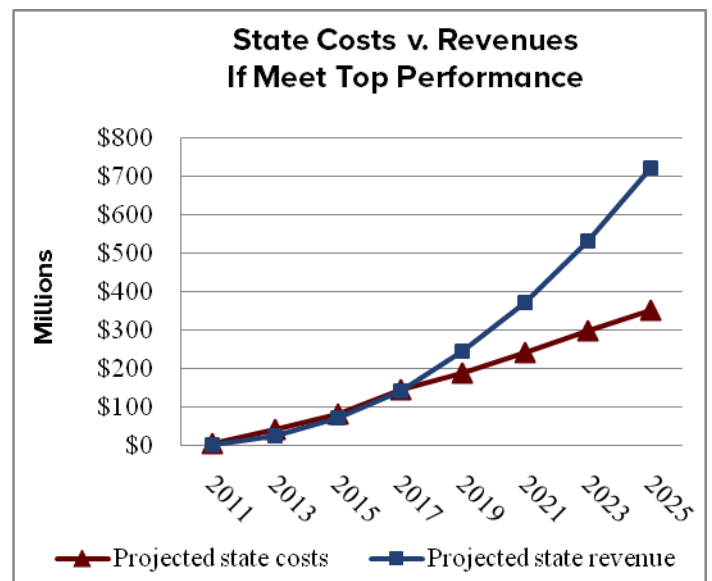
Status Quo: Costs exceed revenues

Under current postsecondary investment patterns, Kentucky's postsecondary costs exceed state revenues by about \$20 million in 2025.



Top Performance: Revenues exceed costs

By meeting top performance, Kentucky's revenues exceed postsecondary costs by approximately \$370 million by 2025.



This analysis was prepared using the CLASP-NCHEMS Return on Investment Dashboard tool. See www.clasp.org/ROIDashboard