




Child Welfare in the United States



January 2010

United States's Children¹

Child Population: 73,941,848

Children Living in Poverty: 13,240,870

Child Poverty Rate: 18.2%

Child Abuse and Neglect²

Child Victims: 742,661

Type of Abuse and Neglect	Percent (%)*
Neglect and Medical Neglect	72.6
Physical Abuse	16.1
Sexual Abuse	9.5
Psychological and Other Maltreatment	15.6

*Percentages may not total 100% because abuse or neglect can be reported in one or more categories.

Foster Care³

Number of Children in Foster Care:* 463,000

Average Length of Stay in Foster Care: 27.2 mos.

Abused and Neglected While in Foster Care: 0.42%

*Foster care includes family foster care, group care and institutional care

Percent of Children with 2 or Fewer Placements in Care:

Less than 12 months: 84.2

Between 12 – 24 months: 58.9

More than 24 months: 32.6

Permanency⁴

Number of Exits from Foster Care: 285,231

Type of Exit	Percent (%)
Adoption	17.9
Reunification	65.0
Legal Guardianship	5.0
Other	12.5
Missing Data	1.5

Percent of Children Reunified

Less than 12 months: 70.9

Between 12 – 24 months: 20.2

More than 24 months: 10.3

Percent of Children Adopted

Less than 12 months: 5.6

Between 12 – 24 months: 24.6

More than 24 months: 71.5

Number of Children Waiting for Adoption: 125,535

Relative Caregivers⁵

Number of Children Living with Relatives Without Either Parent Present (not necessarily in foster care): 2,502,380

Subsidized guardianship programs in 42 states plus the District of Columbia help children live permanently with a legal guardian (often a relative or close family friend) with ongoing payments to provide for the needs of the child. States with such programs may or may not opt to request federal Kinship Guardianship Assistance Payments for eligible children. See the individual state factsheets for information on what states have subsidized guardianship programs.

Sources and Notes

(All data provided are most current available as of November 2009)

1) Child population: U.S. Department of Commerce, Bureau of the Census, "Estimates of the Resident Population by Selected Age Groups for the United States, States, and Puerto Rico: July 1, 2008," Calculations by CDF; Children living in poverty and rate of children living in poverty: U.S. Department of Commerce, Bureau of the Census, 2008 American Community Survey, Table B17001. Calculations by CDF

2) National Data Archive on Child Abuse and Neglect. (2007). National Child Abuse and Neglect Data System (NCANDS) Child File 2007 [data file], available at <http://www.ndacan.cornell.edu/index.html>

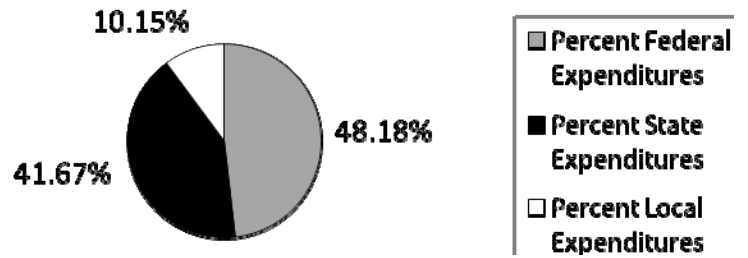
3) Number of children in foster care and length of stay in foster care: U.S. Department of Health and Human Services (DHHS), Administration for Children and Families (ACF), Administration on Children, Youth and Families (ACYF), Children's Bureau, *The AFCARS Report 2008*; Abused or neglected while in care: U.S. DHHS, ACF, ACYF, Children's Bureau, *Child Welfare Outcomes 2002-2005, table 1*; Children with 2 or Fewer Placements: *Child Welfare Outcomes 2002-2005, Table 6.1*; Children waiting to be adopted: U.S. DHHS, ACF, Administration on Children, Youth and Families, "Children in Public Foster Care Waiting to be Adopted: FY 1999 thru FY 2006"

4) *Child Welfare Outcomes 2002-2005, Tables 3.1, 4.1, 5.1*

5) U.S. Department of Commerce, Bureau of the Census, *2000 Census American Fact Finder Advanced Query*. Calculations by CDF of the number of children living in relative-headed households without both parent present; and CDF *States' Subsidized Guardianship Laws At A Glance 2008*

Sources of Child Welfare Spending⁶

FY 2006	Amount
Federal Expenditures	12,399,489,714
State Expenditures	10,724,280,655
Local Expenditures	2,610,922,497
Total	25,734,692,866



Major Federal Child Welfare Spending⁶

FY 2006	Amount	Percent of Total Federal Spending
Title IV-B	636,897,790	5.14
Title IV-E	6,089,092,606	49.11
Social Services Block Grant (SSBG)	1,586,067,877	12.79
TANF (Temporary Assistance for Needy Families)	2,387,649,523	19.26
Medicaid (Excludes Medicaid expenditures for routine health care services provided to children in foster care.)	1,386,874,681	11.18

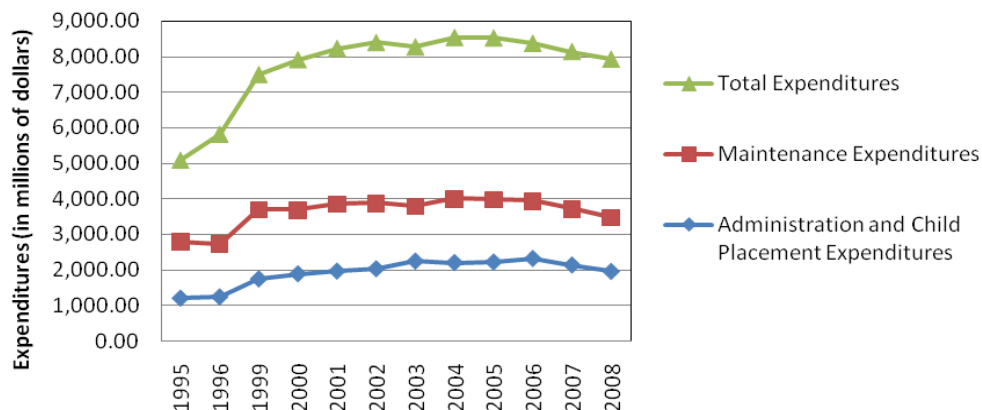
Percentages may not total 100% because some states could not categorize all federal spending by source.

Federal Title IV-E Spending⁷

Foster Care Expenditures FY 2008			Adoption Assistance Expenditures FY 2008		
Type	Amount	Percent (%)	Type	Amount	Percent (%)
Maintenance Payments	1,510,439,041	33.94	Adoption Assistance Payments	1,657,371,896	81.29
Administration and Child Placement Services	1,961,462,881	44.07	Administration	357,474,548	17.53
SACWIS	123,808,600	2.78	Training	23,918,344	1.17
Training	214,865,350	4.83	Total	2,038,787,083	
Waiver Demonstration	640,014,799	14.38			
Total	4,450,590,671				

- ◆ In 2007, 211,216 (43%)* Children in Foster Care Received Title IV-E Funded Foster Care Payments
- ◆ In 2002, 220,115 (82.46%)** Children Adopted from Foster Care Received IV-E Funded Adoption Assistance Payments

Federal Title IV-E Foster Care Spending 1995 - 2008



*Average monthly number of children receiving federal foster care divided by the number of children in foster care on the last day of the year.

**Average monthly number of children receiving federal adoption assistance divided by the total number of children receiving adoption assistance at a point in time.

Sources and Notes

(All data provided are most current available as of November 2009)

6) Child Trends, "Federal, State, and Local Spending to Address Child Abuse and Neglect in SFY 2006" December 2008, Appendix A

7) U.S. Department of Health and Human Services Expenditure Data for FY's 2005, 2006, 2007, and 2008; U.S. Congress, House of Representatives, Committee on Ways and Means, Greenbook: 1996, 1998, 2000, and 2004; and Ursula Gilmore and Elizabeth Oppenheim, *Interstate Movement of Children Receiving Adoption Assistance* (Wash, D.C.; American Public Human Services Association, 2003). (Updated data on adoption assistance expected early 2010.)

For more information please contact ssprow@childrensdefense.org (202-662-3568) or tconwayperrin@clasp.org (202-906-8026)