

WYOMING

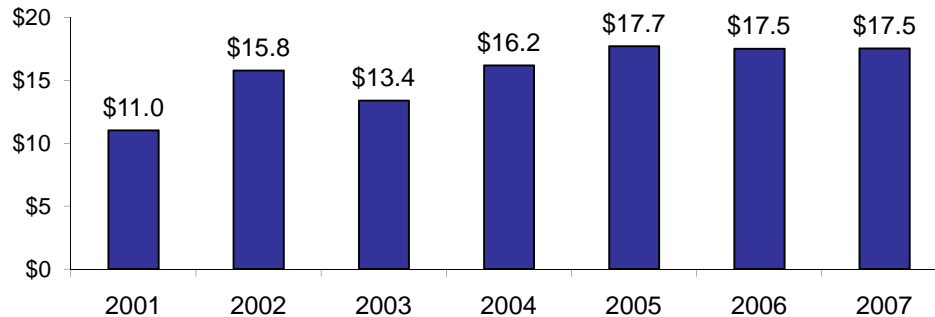
Child Care Assistance State Profile

Total Combined Spending from the Child Care and Development Block Grant (CCDBG) and Temporary Assistance for Needy Families (TANF) Block Grant Funds Federal Fiscal Years 2006-2007

| | Child Care Spending 2006 | Child Care Spending 2007 | Dollar Change 2006-2007 | Percent Change 2006-2007 |
|--|--------------------------------|--------------------------------|-------------------------------|--------------------------------|
| COMBINED CHILD CARE SPENDING (CCDBG and TANF) - TOTAL¹ | \$17,517,004 | \$17,519,811 | \$2,807 | 0.0% |
| Child Care and Development Block Grant Subtotal | \$15,617,004 | \$15,419,811 | (\$197,193) | -1.3% |
| Discretionary | \$6,534,210 | \$2,278,307 | (\$4,255,903) | -65.1% |
| Mandatory | \$2,660,642 | \$2,867,850 | \$207,208 | 7.8% |
| Federal Match | \$2,644,336 | \$2,531,400 | (\$112,936) | -4.3% |
| State Match | \$2,224,109 | \$6,188,547 | \$3,964,438 | 178.2% |
| State Maintenance of Effort (MOE) | \$1,553,707 | \$1,553,707 | \$0 | 0.0% |
| Temporary Assistance for Needy Families Subtotal | \$1,900,000 | \$2,100,000 | \$200,000 | 10.5% |
| TANF Spent on Child Care | \$1,900,000 | \$2,100,000 | \$200,000 | 10.5% |
| State TANF MOE Spent on Child Care (in excess of CCDBG MOE) ² | \$0 | \$0 | \$0 | N/A |
| TANF Transferred to CCDBG ³ | \$3,700,106 | (\$2,145) | (\$3,702,251) | -100.1% |
| State TANF MOE Spent on Child Care ⁴ | \$1,416,859 | \$1,553,707 | \$136,848 | 9.7% |

Child Care Spending in Federal Fiscal Years 2001-2007

Wyoming Child Care Spending, FY 2001-2007
(in millions of dollars)



CLASP calculations are based on:

U.S. Department of Health and Human Services, Administration for Children and Families, *CCDF Expenditure Data* (Spending from All Appropriation Years), <http://www.acf.hhs.gov/programs/ccb/data/> and *TANF Financial Data*, <http://www.acf.hhs.gov/programs/ofs/data/> (Tables A, B, and C).

See also CLASP analysis of national child care spending, *Child Care Assistance in 2007*, <http://www.clasp.org/publications/childcareassistance2007.pdf>.

For a set of worksheets on FY 2007 TANF and MOE spending by states, see http://www.clasp.org/publications/state_moe_fy07.htm.

¹To calculate total child care spending in a federal fiscal year, we sum state and federal CCDBG funds (including liquidated TANF transfers to CCDBG and CCDBG funds appropriated in prior years but liquidated in the given year); TANF funds spent directly on child care; and additional state TANF MOE.

For further explanation of these categories, see http://www.clasp.org/publications/ccspending_notes.pdf. Analysis of state fiscal year expenditures may differ.

²State TANF MOE spent on child care included in the sum of total child care spending excludes funds that may have been counted towards CCDBG MOE.

³This is the total amount transferred to CCDBG in 2006 or 2007 regardless of whether it was liquidated in that year. TANF transfers that were liquidated in 2006 or 2007 are included above as CCDBG discretionary spending.

⁴This is the total amount of state TANF MOE spent on child care and includes funds that may also have been counted towards CCDBG MOE.

In 2006, CCDBG mandatory funding was increased by \$200 million.

For additional information, contact Hannah Matthews at hmatthews@clasp.org.

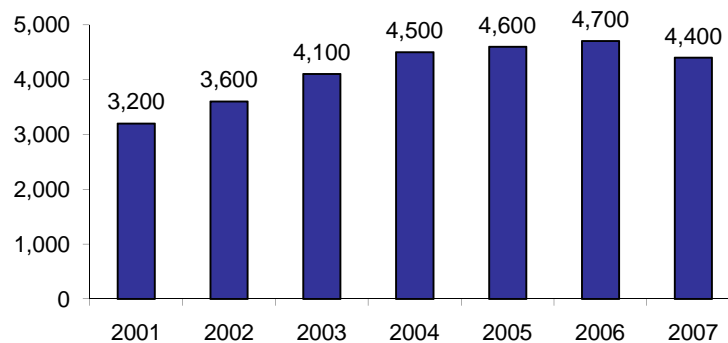
WYOMING

Child Care Participation State Profile

The following data are based on children who received child care assistance funded by the Child Care and Development Block Grant (CCDBG). Participation data on children who received assistance through other sources of funding, including the Temporary Assistance for Needy Families (TANF) block grant, are not available.

CCDBG Participation in Federal Fiscal Years 2001-2007

Average Monthly Number of Children Served in CCDBG in Wyoming

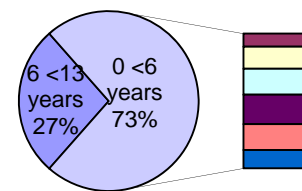


A Snapshot of CCDBG Participation in Federal Fiscal Year 2007

Age of Children Served in CCDBG

| | WY | US |
|----------------------------------|-----|-----|
| Infants and Toddlers (0-2 years) | 33% | 29% |
| Preschool Age (3-5 years) | 40% | 36% |
| School Age (6-13 years) | 27% | 35% |

Ages of Children Served in CCDBG, Wyoming



Under 1 year
7%

1 year
12%

2 years
14%

3 years
16%

4 years
14%

5 years
10%

Reasons Families Received CCDBG

| | WY | US |
|--|-----|-----|
| Employment | 92% | 78% |
| Training/Education | 7% | 9% |
| Both Employment and Training/Education | 0% | 5% |
| Protective Services | 0% | 4% |
| Other or Invalid/Not Reported | 0% | 3% |

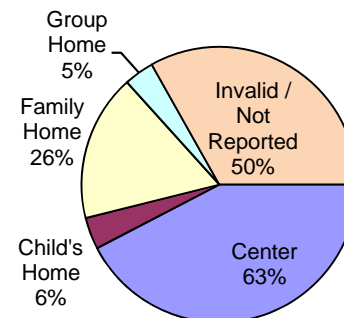
Payment Types by Which Children Were Served in CCDBG

| | WY | US |
|-------------------------|------|-----|
| Certificates, Vouchers | 100% | 85% |
| Grants and/or Contracts | 0% | 12% |
| Cash | 0% | 3% |

Settings in Which Children Were Served in CCDBG

| | WY | US |
|----------------------|-----|-----|
| Center | 63% | 58% |
| Child's Home | 6% | 6% |
| Family Home | 26% | 28% |
| Group Home | 5% | 5% |
| Invalid/Not Reported | 50% | 1% |

Settings in Which Children Were Served in CCDBG, Wyoming



Number of CCDBG Providers by Setting

| Setting | WY | US |
|--------------|-------|---------|
| Center | 159 | 87,891 |
| Child's Home | 213 | 136,784 |
| Family Home | 1,107 | 414,865 |
| Group Home | 146 | 25,989 |

Percent of CCDBG Families Receiving TANF Assistance

| | WY | US |
|--|----|-----|
| | 0% | 17% |

Percent of CCDBG Families with a Co-payment for Care

| | WY | US |
|--|-----|-----|
| | 84% | 64% |

| | WY | US |
|--|----|----|
| Average Copayment of These Families As a Percent of Monthly Income | 6% | 6% |

Source: U.S. Department of Health and Human Services, Child Care Bureau, *FFY 2007 CCDF Data Tables (Preliminary Estimates)*, http://www.acf.hhs.gov/programs/ccb/data/ccdf_data/07acf800_preliminary/list.htm
For CLASP's analysis of national CCDBG participation data, see *Child Care and Development Block Grant Participation in 2007* at http://www.clasp.org/publications/ccdbgparticipation_2007.pdf.