

# CLASP

CENTER FOR LAW AND SOCIAL POLICY

## OKLAHOMA

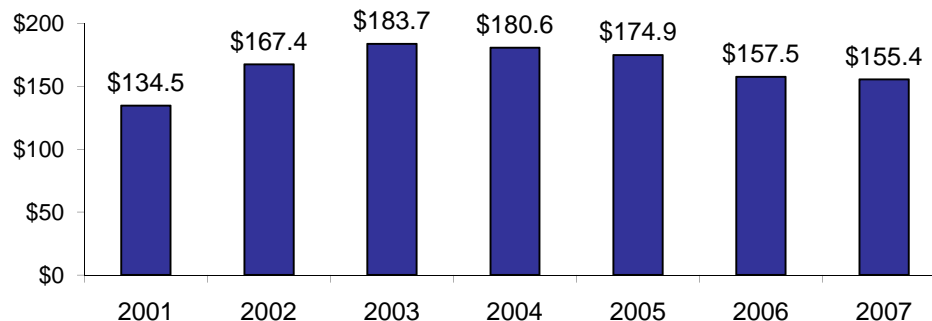
### Child Care Assistance State Profile

#### Total Combined Spending from the Child Care and Development Block Grant (CCDBG) and Temporary Assistance for Needy Families (TANF) Block Grant Funds Federal Fiscal Years 2006-2007

	Child Care Spending 2006	Child Care Spending 2007 (\$25,262,827)	Dollar Change 2006-2007	Percent Change 2006-2007
<b>COMBINED CHILD CARE SPENDING (CCDBG and TANF) - TOTAL<sup>1</sup></b>	<b>\$157,473,902</b>	<b>\$155,373,130</b>	<b>(\$2,100,772)</b>	<b>-1.3%</b>
<b>Child Care and Development Block Grant Subtotal</b>	<b>\$125,325,361</b>	<b>\$124,772,576</b>	<b>(\$552,785)</b>	<b>-0.4%</b>
Discretionary	\$60,750,245	\$60,523,846	(\$226,399)	-0.4%
Mandatory	\$24,909,979	\$24,909,979	\$0	0.0%
Federal Match	\$19,717,603	\$19,561,984	(\$155,619)	-0.8%
State Match	\$9,317,301	\$9,146,534	(\$170,767)	-1.8%
State Maintenance of Effort (MOE)	\$10,630,233	\$10,630,233	\$0	0.0%
<b>Temporary Assistance for Needy Families Subtotal</b>	<b>\$32,148,541</b>	<b>\$30,600,554</b>	<b>(\$1,547,987)</b>	<b>-4.8%</b>
TANF Spent on Child Care	\$15,368,960	\$17,357,127	\$1,988,167	12.9%
State TANF MOE Spent on Child Care (in excess of CCDBG MOE) <sup>2</sup>	\$16,779,581	\$13,243,427	(\$3,536,154)	-21.1%
<i>TANF Transferred to CCDBG<sup>3</sup></i>	<i>\$29,518,846</i>	<i>\$29,518,846</i>	<i>\$0</i>	<i>0.0%</i>
<i>State TANF MOE Spent on Child Care<sup>4</sup></i>	<i>\$27,409,814</i>	<i>\$23,873,660</i>	<i>(\$3,536,154)</i>	<i>-12.9%</i>

#### Child Care Spending in Federal Fiscal Years 2001-2007

**Oklahoma Child Care Spending, FY 2001-2007**  
(in millions of dollars)



CLASP calculations are based on:

U.S. Department of Health and Human Services, Administration for Children and Families, *CCDF Expenditure Data* (Spending from All Appropriation Years), <http://www.acf.hhs.gov/programs/ccb/data/> and *TANF Financial Data*, <http://www.acf.hhs.gov/programs/ofs/data/> (Tables A, B, and C).

See also CLASP analysis of national child care spending, *Child Care Assistance in 2007*, <http://www.clasp.org/publications/childcareassistance2007.pdf>. For a set of worksheets on FY 2007 TANF and MOE spending by states, see [http://www.clasp.org/publications/state\\_moe\\_fy07.htm](http://www.clasp.org/publications/state_moe_fy07.htm).

<sup>1</sup>To calculate total child care spending in a federal fiscal year, we sum state and federal CCDBG funds (including liquidated TANF transfers to CCDBG and CCDBG funds appropriated in prior years but liquidated in the given year); TANF funds spent directly on child care; and additional state TANF MOE. For further explanation of these categories, see [http://www.clasp.org/publications/ccspending\\_notes.pdf](http://www.clasp.org/publications/ccspending_notes.pdf). Analysis of state fiscal year expenditures may differ.

<sup>2</sup>State TANF MOE spent on child care included in the sum of total child care spending excludes funds that may have been counted towards CCDBG MOE.

<sup>3</sup>This is the total amount transferred to CCDBG in 2006 or 2007 regardless of whether it was liquidated in that year. TANF transfers that were liquidated in 2006 or 2007 are included above as CCDBG discretionary spending.

<sup>4</sup>This is the total amount of state TANF MOE spent on child care and includes funds that may also have been counted towards CCDBG MOE. In 2006, CCDBG mandatory funding was increased by \$200 million.

For additional information, contact Hannah Matthews at [hmatthews@clasp.org](mailto:hmatthews@clasp.org).

# CLASP

CENTER FOR LAW AND SOCIAL POLICY

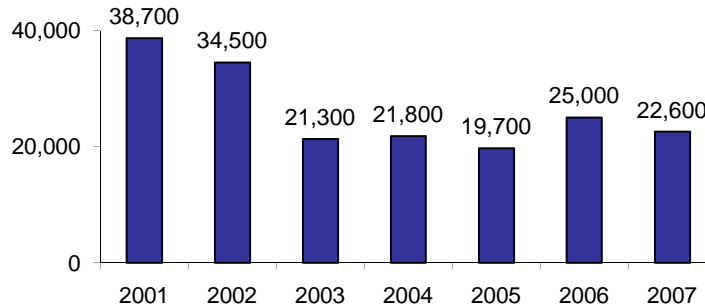
## OKLAHOMA

### Child Care Participation State Profile

The following data are based on children who received child care assistance funded by the Child Care and Development Block Grant (CCDBG). Participation data on children who received assistance through other sources of funding, including the Temporary Assistance for Needy Families (TANF) block grant, are not available.

#### CCDBG Participation in Federal Fiscal Years 2001-2007

**Average Monthly Number of Children Served in CCDBG in Oklahoma**



#### A Snapshot of CCDBG Participation in Federal Fiscal Year 2007

##### Age of Children Served in CCDBG

	OK	US
Infants and Toddlers (0-2 years)	32%	29%
Preschool Age (3-5 years)	36%	36%
School Age (6-13 years)	30%	35%

##### Reasons Families Received CCDBG

	OK	US
Employment	81%	78%
Training/Education	15%	9%
Both Employment and Training/Education	3%	5%
Protective Services	0%	4%
Other or Invalid/Not Reported	1%	3%

##### Payment Types by Which Children Were Served in CCDBG

	OK	US
Certificates, Vouchers	100%	85%
Grants and/or Contracts	0%	12%
Cash	0%	3%

##### Settings in Which Children Were Served in CCDBG

	OK	US
Center	75%	58%
Child's Home	0%	6%
Family Home	25%	28%
Group Home	0%	5%
Invalid/Not Reported	0%	1%

##### Number of CCDBG Providers by Setting

	OK	US
Center	1,303	87,891
Child's Home	17	136,784
Family Home	2,252	414,865
Group Home	0	25,989

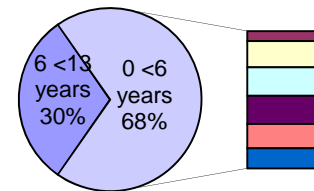
##### Percent of CCDBG Families Receiving TANF Assistance

	OK	US
	10%	17%

##### Percent of CCDBG Families with a Co-payment for Care

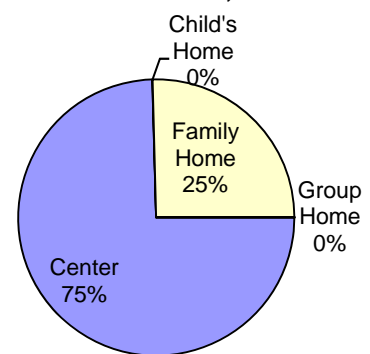
	OK	US
Average Copayment of These Families As a Percent of Monthly Income	9%	6%

##### Ages of Children Served in CCDBG, Oklahoma



Age Group	Percentage
Under 1 year	5%
1 year	13%
2 years	14%
3 years	14%
4 years	12%
5 years	10%

##### Settings in Which Children Were Served in CCDBG, Oklahoma



Source: U.S. Department of Health and Human Services, Child Care Bureau, *FFY 2007 CCDF Data Tables (Preliminary Estimates)*, [http://www.acf.hhs.gov/programs/ccb/data/ccdf\\_data/07acf800\\_preliminary/list.htm](http://www.acf.hhs.gov/programs/ccb/data/ccdf_data/07acf800_preliminary/list.htm)

For CLASP's analysis of national CCDBG participation data, see *Child Care and Development Block Grant Participation in 2007* at [http://www.clasp.org/publications/ccdbgp participation\\_2007.pdf](http://www.clasp.org/publications/ccdbgp participation_2007.pdf).