

LOUISIANA

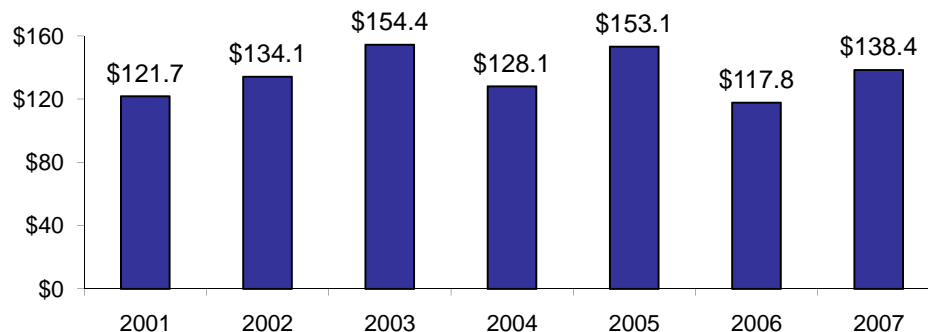
Child Care Assistance State Profile

Total Combined Spending from the Child Care and Development Block Grant (CCDBG) and Temporary Assistance for Needy Families (TANF) Block Grant Funds Federal Fiscal Years 2006-2007

	Child Care Spending 2006	Child Care Spending 2007	Dollar Change 2006-2007	Percent Change 2006-2007
COMBINED CHILD CARE SPENDING (CCDBG and TANF) - TOTAL¹	\$117,784,719	\$138,429,486	\$20,644,767	17.5%
Child Care and Development Block Grant Subtotal	\$117,784,636	\$133,209,998	\$15,425,362	13.1%
Discretionary	\$41,350,266	\$80,510,205	\$39,159,939	94.7%
Mandatory	\$13,864,552	\$27,729,104	\$13,864,552	100.0%
Federal Match	\$47,618,455	\$18,253,739	(\$29,364,716)	-61.7%
State Match	\$9,731,875	\$6,716,950	(\$3,014,925)	-31.0%
State Maintenance of Effort (MOE)	\$5,219,488	\$0	(\$5,219,488)	-100.0%
Temporary Assistance for Needy Families Subtotal	\$83	\$5,219,488	\$5,219,405	6288439.8%
TANF Spent on Child Care	\$83	\$0	(\$83)	-100.0%
State TANF MOE Spent on Child Care (in excess of CCDBG MOE) ²	\$0	\$5,219,488	\$5,219,488	N/A
<i>TANF Transferred to CCDBG³</i>	<i>\$37,902,500</i>	<i>\$37,466,333</i>	<i>(\$436,167)</i>	<i>-1.2%</i>
<i>State TANF MOE Spent on Child Care⁴</i>	<i>\$0</i>	<i>\$5,219,488</i>	<i>\$5,219,488</i>	<i>N/A</i>

Child Care Spending in Federal Fiscal Years 2001-2007

Louisiana Child Care Spending, FY 2001-2007
(in millions of dollars)



CLASP calculations are based on:

U.S. Department of Health and Human Services, Administration for Children and Families, *CCDF Expenditure Data* (Spending from All Appropriation Years), <http://www.acf.hhs.gov/programs/ccb/data/> and *TANF Financial Data*, <http://www.acf.hhs.gov/programs/ofs/data/> (Tables A, B, and C).

See also CLASP analysis of national child care spending, *Child Care Assistance in 2007*, <http://www.clasp.org/publications/childcareassistance2007.pdf>.

For a set of worksheets on FY 2007 TANF and MOE spending by states, see http://www.clasp.org/publications/state_moe_fy07.htm.

¹To calculate total child care spending in a federal fiscal year, we sum state and federal CCDBG funds (including liquidated TANF transfers to CCDBG and CCDBG funds appropriated in prior years but liquidated in the given year); TANF funds spent directly on child care; and additional state TANF MOE. For further explanation of these categories, see http://www.clasp.org/publications/ccspending_notes.pdf. Analysis of state fiscal year expenditures may differ.

²State TANF MOE spent on child care included in the sum of total child care spending excludes funds that may have been counted towards CCDBG MOE.

³This is the total amount transferred to CCDBG in 2006 or 2007 regardless of whether it was liquidated in that year. TANF transfers that were liquidated in 2006 or 2007 are included above as CCDBG discretionary spending.

⁴This is the total amount of state TANF MOE spent on child care and includes funds that may also have been counted towards CCDBG MOE.

In 2006, CCDBG mandatory funding was increased by \$200 million.

For additional information, contact Hannah Matthews at hmatthews@clasp.org.

CLASP

CENTER FOR LAW AND SOCIAL POLICY

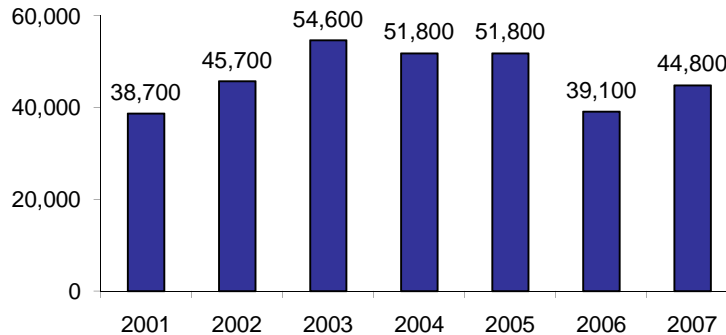
LOUISIANA

Child Care Participation State Profile

The following data are based on children who received child care assistance funded by the Child Care and Development Block Grant (CCDBG). Participation data on children who received assistance through other sources of funding, including the Temporary Assistance for Needy Families (TANF) block grant, are not available.

CCDBG Participation in Federal Fiscal Years 2001-2007

Average Monthly Number of Children Served in CCDBG in Louisiana



A Snapshot of CCDBG Participation in Federal Fiscal Year 2007

Age of Children Served in CCDBG

	LA	US
Infants and Toddlers (0-2 years)	41%	29%
Preschool Age (3-5 years)	33%	36%
School Age (6-13 years)	26%	35%

Reasons Families Received CCDBG

	LA	US
Employment	76%	78%
Training/Education	8%	9%
Both Employment and Training/Education	10%	5%
Protective Services	5%	4%
Other or Invalid/Not Reported	0%	3%

Payment Types by Which Children Were Served in CCDBG

	LA	US
Certificates, Vouchers	100%	85%
Grants and/or Contracts	0%	12%
Cash	0%	3%

Settings in Which Children Were Served in CCDBG

	LA	US
Center	77%	58%
Child's Home	10%	6%
Family Home	11%	28%
Group Home	0%	5%
Invalid/Not Reported	0%	1%

Number of CCDBG Providers by Setting

	LA	US
Center	2,172	87,891
Child's Home	2,705	136,784
Family Home	2,010	414,865
Group Home	0	25,989

Percent of CCDBG Families Receiving TANF Assistance

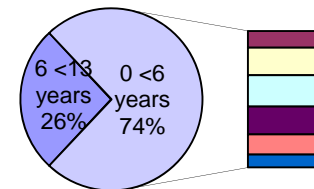
	LA	US
	10%	17%

Percent of CCDBG Families with a Co-payment for Care

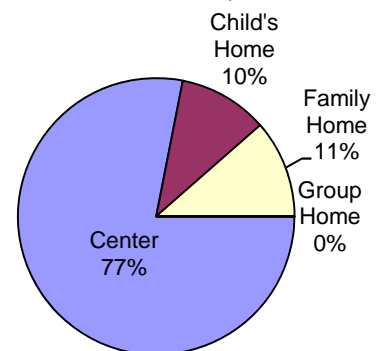
	LA	US
	86%	64%

	LA	US
Average Copayment of These Families As a Percent of Monthly Income	12%	6%

Ages of Children Served in CCDBG, Louisiana



Settings in Which Children Were Served in CCDBG, Louisiana



Source: U.S. Department of Health and Human Services, Child Care Bureau, *FFY 2007 CCDF Data Tables (Preliminary Estimates)*, http://www.acf.hhs.gov/programs/ccb/data/ccdf_data/07acf800_preliminary/list.htm

For CLASP's analysis of national CCDBG participation data, see *Child Care and Development Block Grant Participation in 2007* at http://www.clasp.org/publications/ccdbgp participation_2007.pdf.