



New Mexico

Early Head Start by the Numbers

2014 PIR Profile

This fact sheet specifically highlights Early Head Start data and is based on the 2013 Program Information Report (PIR) data, which all Head Start programs are required to complete on an annual basis.¹ For more information on the PIR and national Head Start or Early Head Start data, visit www.clasp.org.

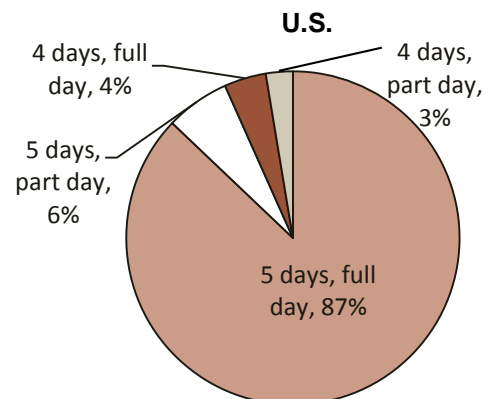
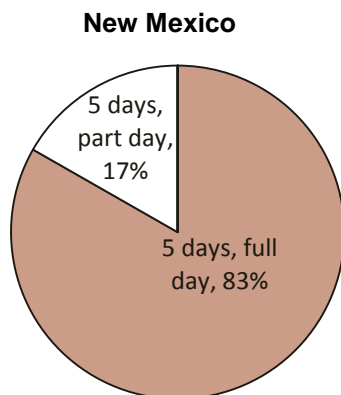
Programs

Total number grantees/delegates²	44
Early Head Start grantees/delegates	13

Total number of slots	1,457
ACF funded slots ³	1,457
Non-ACF funded slots ⁴	0
MIECHV funded slots ⁵	0

Participants served by program option		
	NM	U.S.
Center-based	65%	49%
Home-based	32%	46%
Family child care	0%	2%
Combination	2%	2%
Locally designed	0%	1%

Operating schedule for center-based programs⁶



Participants

Total actual enrollment⁷	1,992
Total children enrolled	1,788
Total pregnant women enrolled	204

Primary language spoken in the home ⁸		
Language	NM	U.S.
English	51%	73%
Spanish	44%	22%
Middle Eastern and South Asian Languages	2%	1%
African Languages	1%	1%
All other languages	2%	3%

Race and Ethnicity⁹	NM	U.S.
Hispanic (any race)	56%	35%
Black or African American	34%	25%
White	32%	46%
Other	25%	9%
Bi-Racial or Multi-Racial	6%	10%
Unspecified	2%	4%
Asian	<1%	2%
American Indian or Alaskan Native	<1%	5%
Native Hawaiian or other Pacific Islander	0%	<1%

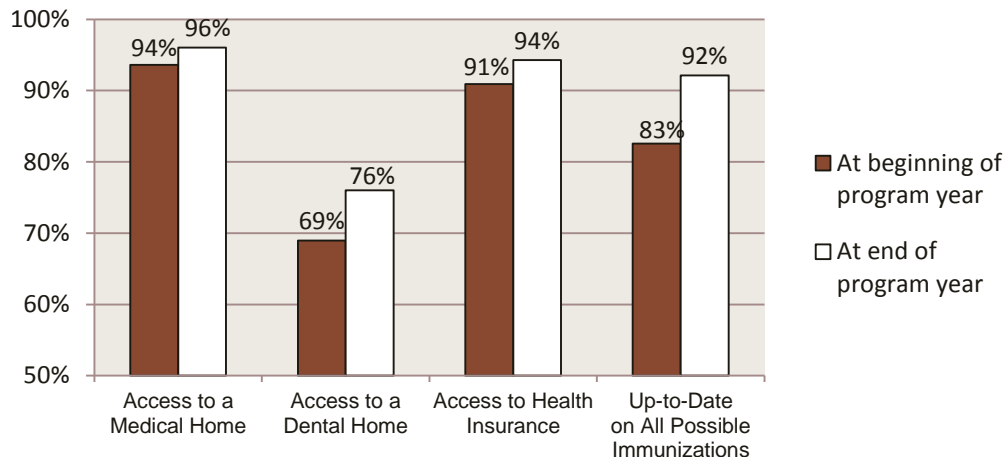


Medical Screenings¹⁰	
Percent of enrolled children who received medical screenings	87%
Of children screened, percent requiring follow-up treatment	6%
Of children requiring further treatment, percent receiving follow-up treatment	97%

Disability Services	
Percent of enrolled children diagnosed as having a disability (has an IFSP)	20%
Of children with a disability, percent diagnosed during this program year	33%
Of children with a disability, percent diagnosed prior to this program year	67%

Access to Medical Services for Children¹¹

New Mexico



Pregnant Women Services	NM	U.S.
Access to health insurance	89%	93%
Prenatal education on fetal development	85%	91%
Information on benefits of breastfeeding	85%	91%
Prenatal health care	84%	94%
Postpartum health care	67%	74%
Received dental exam or treatment	39%	39%
Substance abuse prevention	37%	58%
Mental health interventions	11%	29%
Substance abuse treatment	9%	10%

Families

Total Number of Families | 1,671

	NM	U.S.
Single-parent families	57%	58%
Two-parent families	43%	42%
Families with at least one employed parent	65%	61%
Families with at least one parent in school/job training	26%	21%
Families receiving TANF	15%	17%
Families receiving WIC	67%	75%

Head Start Family Services

Percent of families who accessed at least one service	59%
Percent of families who received ¹²	
Parenting education	50%
Health education	23%
Adult education	9%
Emergency/crisis intervention services	9%
Mental health services	8%
Housing assistance	6%
Job training	5%
ESL services	2%



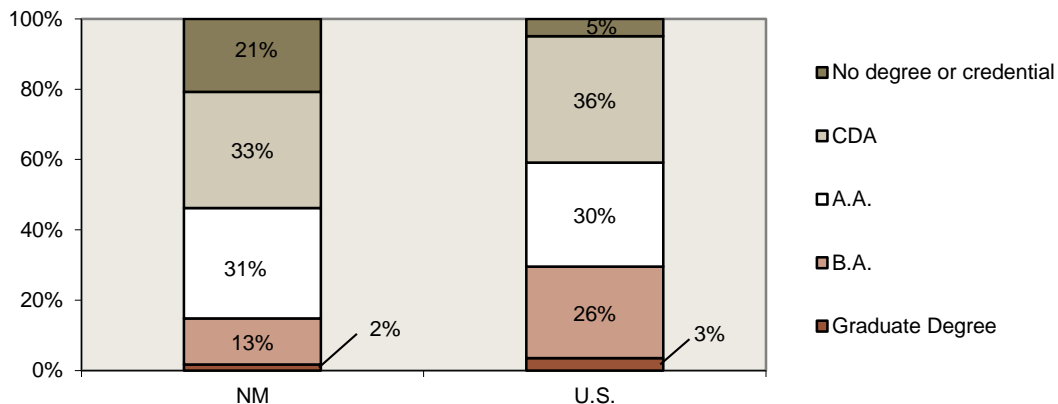
Staff

Total number of staff	589
Percent of staff who are current or former Head Start parents	33%

Total number of teachers	236
Percent who left the program during the year	28%
Average teacher salary ¹³	\$26,382
Total number of home visitors	43
Average home visitor salary ¹³	\$30,727

Teacher Education Level¹⁴

New Mexico



Race and Ethnicity of Child Development Staff¹⁵	NM	U.S.
Hispanic (any race)	52%	27%
White	51%	51%
American Indian or Alaskan Native	31%	4%
Other	6%	9%
Bi-Racial or Multi-Racial	5%	4%
Unspecified	5%	3%
Black or African American	2%	26%
Asian	1%	2%
Native Hawaiian or other Pacific Islander	0%	1%

Language Ability of Staff	
Child development staff who are proficient in a language other than English	46%

Endnotes

¹ Data includes all Head Start programs in the state, including Head Start preschool, Early Head Start, Migrant and Seasonal Head Start, and American Indian and Alaskan Native programs. This particular profile highlights only Early Head Start, which can be operated by several types of entities including American Indian and Alaskan Native tribes.

² Each grantee and delegate agency must submit a separate PIR report annually. Further, programs operating Head Start and Early Head Start services must submit separate reports for the Head Start program and the Early Head Start program. Therefore, for the purposes of these PIR profiles, each Head Start, Early Head Start, and delegate agency is counted separately in the total number of grantees/delegates.

³ Includes slots funded by the U.S. Department of Health and Human Services, Administration for Children and Families.

⁴ Includes slots funded by sources other than ACF (i.e., states, non-profits, private sector, school districts) that also report PIR data to the Office of Head Start. States may fund additional slots that may not be part of the federal reporting and PIR data collection process.

⁵ MIECHV stands for the Maternal, Infant, and Early Childhood Home Visiting Program. MIECHV is a federal and state partnership that supports family- and child-related, voluntary home visiting programs in every state.

⁶ The PIR defines “full-day” programs as those operating at least six hours per day and “part-day” programs as those operating less than six hours per day. Percentages may not add to 100 due to rounding.

⁷ The PIR collects data on all children and pregnant women enrolled, including those who do not complete the program year. Since some participants drop out and are replaced, the number of total actual participants exceeds the number of Head Start slots.

⁸ Head Start collects data on various language groups. In 2012, across the United States, the PIR reported that the primary language spoken in the home for 70 percent of all Head Start participants was English and for 25 percent of all Head Start participants was Spanish. One percent or less of all participants were reported in each of the following primary language categories: Middle Eastern/South Asian languages, East Asian languages; European/Slavic languages; Native Central American, South American, and Mexican languages; Caribbean languages; Native North American/Alaskan Native languages; Pacific Island languages; and African languages. The primary language spoken in the home could also be reported as “other” or “unspecified,” and across the U.S., less than 1 percent of Head Start participants were reported in each of these categories. Percentages may not add to 100 due to rounding.

⁹ Percentages do not add up to 100 because persons of Hispanic ethnicity may be of any race. In 2005, race categories on the PIR were changed. The “Hispanic” category, previously included as a race category, was moved to a separate question that asks for the number of children and pregnant women who are of Hispanic origin, regardless of racial background. Head Start participants whose race is “unspecified” may reflect these changes in race and ethnicity categories.

¹⁰ The PIR includes all children who were enrolled in Head Start at any point during the program year, including those who dropped out within 45 days of enrollment, the time frame during which Head Start programs are required to provide medical and dental screenings.

¹¹ “Up-to-date on immunizations” includes those children who are not on the schedule recommended for their age group but who have been brought up to date to the extent possible given the late start on their immunization schedule.

¹² Please note that families may be counted in more than one category if more than one type of service was received.

¹³ This average includes all programs in the state, including part-day programs, programs that operate for short time periods (i.e. Migrant and Seasonal Programs), and 4-days/week programs. Therefore, the range of teacher salaries may vary greatly throughout the state.

¹⁴ Percentages may not add up to 100 due to rounding.

¹⁵ See endnote 8. Child development staff includes teachers, assistant teachers, home visitors, and family child care providers.