

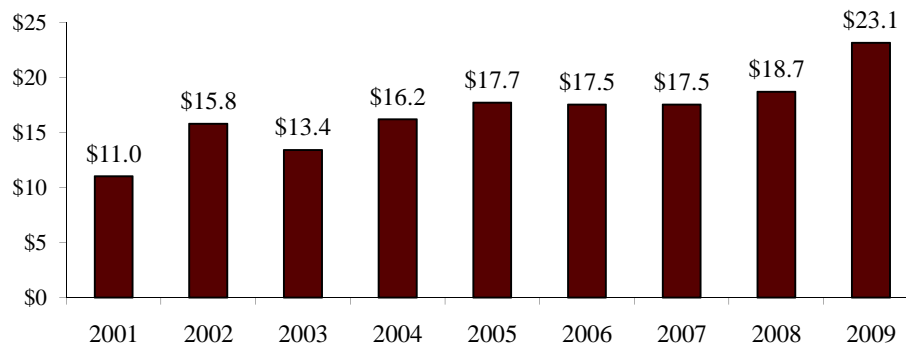
## Child Care Assistance State Profile

### Total Combined Spending from the Child Care and Development Block Grant (CCDBG) and Temporary Assistance for Needy Families (TANF) Block Grant Funds Federal Fiscal Years 2008-2009

	Child Care Spending 2008	Child Care Spending 2009	Dollar Change 2008-2009	Percent Change 2008-2009
<b>Combined Child Care Spending (CCDBG and TANF) - Total<sup>1</sup></b>	<b>\$18,698,993</b>	<b>\$23,124,897</b>	<b>\$4,425,904</b>	<b>23.7%</b>
<b>Child Care and Development Block Grant Subtotal</b>	<b>\$18,698,993</b>	<b>\$18,924,897</b>	<b>\$225,904</b>	<b>1.2%</b>
Discretionary	\$3,085,694	\$2,896,494	(\$189,200)	-6.1%
Mandatory	\$2,916,631	\$2,405,184	(\$511,447)	-17.5%
Federal Match	\$2,723,523	\$2,838,131	\$114,608	4.2%
State Match	\$8,419,438	\$9,231,381	\$811,943	9.6%
State Maintenance of Effort (MOE)	\$1,553,707	\$1,553,707	\$0	0.0%
<b>Temporary Assistance for Needy Families Subtotal</b>	<b>\$0</b>	<b>\$4,200,000</b>	<b>\$4,200,000</b>	<b>N/A</b>
TANF Spent on Child Care	\$0	\$4,200,000	\$4,200,000	N/A
State TANF MOE Spent on Child Care (in excess of CCDBG MOE) <sup>2</sup>	\$0	\$0	\$0	N/A
<i>TANF Transferred to CCDBG<sup>3</sup></i>	<i>\$0</i>	<i>\$62,899,870</i>	<i>\$62,899,870</i>	<i>N/A</i>
<i>State TANF MOE Spent on Child Care<sup>4</sup></i>	<i>\$1,553,707</i>	<i>\$1,553,707</i>	<i>\$0</i>	<i>0.0%</i>

### Child Care Spending in Federal Fiscal Years 2001-2009

Wyoming Child Care Spending, FY 2001-2009  
(in millions of dollars)



CLASP calculations are based on:

U.S. Department of Health and Human Services, Administration for Children and Families, *CCDF Expenditure Data* (Spending from All Appropriation Years), <http://www.acf.hhs.gov/programs/ccb/data/> and *TANF Financial Data*, <http://www.acf.hhs.gov/programs/ofs/data/> (Tables A, B, and C).

See also CLASP analysis of national child care spending, *Child Care Assistance in 2009* at [www.clasp.org](http://www.clasp.org).

For a set of worksheets on FY 2009 TANF and MOE spending by states, see [www.clasp.org](http://www.clasp.org).

<sup>1</sup>To calculate total child care spending in a federal fiscal year, we sum state and federal CCDBG funds (including liquidated TANF transfers to CCDBG and CCDBG funds appropriated in prior years but liquidated in the given year); TANF funds spent directly on child care; and additional state TANF MOE. For further explanation of these categories, see [http://www.clasp.org/publications/ccspending\\_notes.pdf](http://www.clasp.org/publications/ccspending_notes.pdf). Analysis of state fiscal year expenditures may differ.

<sup>2</sup>State TANF MOE spent on child care included in the sum of total child care spending excludes funds that may have been counted towards CCDBG MOE.

<sup>3</sup>This is the total amount transferred to CCDBG in 2008 or 2009 regardless of whether it was liquidated in that year. TANF transfers that were liquidated in 2008 or 2009 are included above as CCDBG discretionary spending.

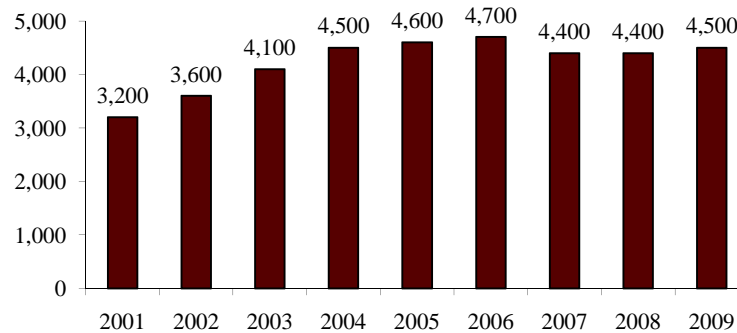
<sup>4</sup>This is the total amount of state TANF MOE spent on child care and includes funds that may also have been counted towards CCDBG MOE.

For additional information, contact Hannah Matthews at [hmatthews@clasp.org](mailto:hmatthews@clasp.org).

The following data are based on children who received child care assistance funded by the Child Care and Development Block Grant (CCDBG). Participation data on children who received assistance through other sources of funding, including the Temporary Assistance for Needy Families (TANF) block grant, are not available.

## CCDBG Participation in Federal Fiscal Years 2001-2009

Average Monthly Number of Children Served in CCDBG in Wyoming



## A Snapshot of CCDBG Participation in Federal Fiscal Year 2009

### Ages of Children Served in CCDBG

	WY	US
Infants and Toddlers (0-2 years)	34%	31%
Preschool Age (3-5 years)	39%	36%
School Age (6-13 years)	27%	34%

### Reasons Families Received CCDBG

	WY	US
Employment	94%	75%
Training/Education	6%	11%
Both Employment and Training/Education	0%	7%
Protective Services	0%	5%
Other or Invalid/Not Reported	0%	3%

### Payment Types by Which Children Were Served in CCDBG

	WY	US
Certificates, Vouchers	100%	91%
Grants and/or Contracts	0%	6%
Cash	0%	3%

### Settings in Which Children Were Served in CCDBG

	WY	US
Center	12%	63%
Child's Home	4%	5%
Family Home	23%	26%
Group Home	4%	5%
Invalid/Not Reported	56%	1%

### Children in Licensed/Regulated Settings

	WY	US
In Licensed/Regulated Care	23%	78%
In License-Exempt Care with a Relative	0%	13%
In License-Exempt Care with a Non-Relative	0%	9%
Invalid/Not Reported	56%	1%

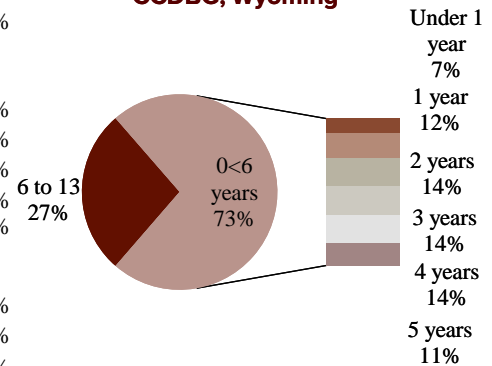
### Percent of CCDBG Families Receiving TANF Assistance

	WY	US
	0%	16%

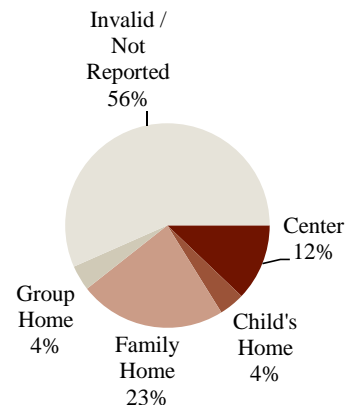
### Percent of CCDBG Families with a Co-payment for Care

	WY	US
Average Copayment of These Families As a Percent of Monthly Income	6%	6%

### Ages of Children Served in CCDBG, Wyoming



### Settings in Which Children Were Served in CCDBG, Wyoming



Source: U.S. Department of Health and Human Services, Office of Child Care, *FFY 2009 CCDF Data Tables (Preliminary Estimates)*.

[www.acf.hhs.gov/programs/ccb/data/index.htm](http://www.acf.hhs.gov/programs/ccb/data/index.htm). For analysis of national CCDBG participation data, see Child Care and Development Block Grant Participation in 2009 at [www.clasp.org](http://www.clasp.org).