

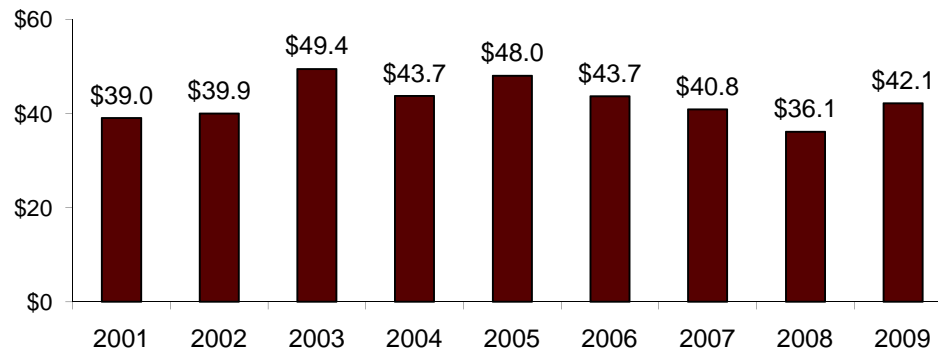
Child Care Assistance State Profile

Total Combined Spending from the Child Care and Development Block Grant (CCDBG) and Temporary Assistance for Needy Families (TANF) Block Grant Funds Federal Fiscal Years 2008-2009

	Child Care Spending 2008	Child Care Spending 2009	Dollar Change 2008-2009	Percent Change 2008-2009
Combined Child Care Spending (CCDBG and TANF) - Total¹	\$36,110,183	\$42,132,921	\$6,022,738	16.7%
Child Care and Development Block Grant Subtotal	\$26,211,131	\$25,567,807	(\$643,324)	-2.5%
Discretionary	\$11,407,324	\$10,435,785	(\$971,539)	-8.5%
Mandatory	\$3,544,811	\$3,544,811	\$0	0.0%
Federal Match	\$4,048,404	\$4,063,825	\$15,421	0.4%
State Match	\$3,665,781	\$3,978,575	\$312,794	8.5%
State Maintenance of Effort (MOE)	\$3,544,811	\$3,544,811	\$0	0.0%
Temporary Assistance for Needy Families Subtotal	\$9,899,052	\$16,565,114	\$6,666,062	67.3%
TANF Spent on Child Care	\$9,899,052	\$14,110,027	\$4,210,975	42.5%
State TANF MOE Spent on Child Care (in excess of CCDBG MOE) ²	\$0	\$2,455,087	\$2,455,087	N/A
<i>TANF Transferred to CCDBG³</i>	<i>\$11,972,400</i>	<i>\$10,608,900</i>	<i>(\$1,363,500)</i>	<i>-11.4%</i>
<i>State TANF MOE Spent on Child Care⁴</i>	<i>\$3,544,811</i>	<i>\$5,999,898</i>	<i>\$2,455,087</i>	<i>69.3%</i>

Child Care Spending in Federal Fiscal Years 2001-2009

Alaska Child Care Spending, FY 2001-2009
(in millions of dollars)



CLASP calculations are based on:

U.S. Department of Health and Human Services, Administration for Children and Families, *CCDF Expenditure Data* (Spending from All Appropriation Years), <http://www.acf.hhs.gov/programs/ccb/data/> and *TANF Financial Data*, <http://www.acf.hhs.gov/programs/ofs/data/> (Tables A, B, and C).

See also CLASP analysis of national child care spending, *Child Care Assistance in 2009* at www.clasp.org.

For a set of worksheets on FY 2009 TANF and MOE spending by states, see www.clasp.org.

¹To calculate total child care spending in a federal fiscal year, we sum state and federal CCDBG funds (including liquidated TANF transfers to CCDBG and CCDBG funds appropriated in prior years but liquidated in the given year); TANF funds spent directly on child care; and additional state TANF MOE. For further explanation of these categories, see http://www.clasp.org/publications/ccspending_notes.pdf. Analysis of state fiscal year expenditures may differ.

²State TANF MOE spent on child care included in the sum of total child care spending excludes funds that may have been counted towards CCDBG MOE.

³This is the total amount transferred to CCDBG in 2008 or 2009 regardless of whether it was liquidated in that year. TANF transfers that were liquidated in 2008 or 2009 are included above as CCDBG discretionary spending.

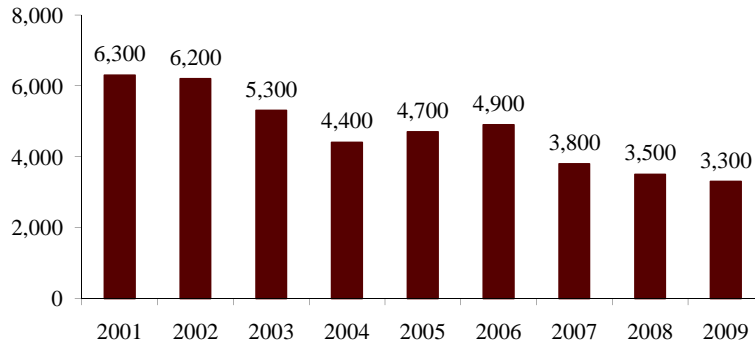
⁴This is the total amount of state TANF MOE spent on child care and includes funds that may also have been counted towards CCDBG MOE.

For additional information, contact Hannah Matthews at hmatthews@clasp.org.

The following data are based on children who received child care assistance funded by the Child Care and Development Block Grant (CCDBG). Participation data on children who received assistance through other sources of funding, including the Temporary Assistance for Needy Families (TANF) block grant, are not available.

CCDBG Participation in Federal Fiscal Years 2001-2009

Average Monthly Number of Children Served in CCDBG in Alaska

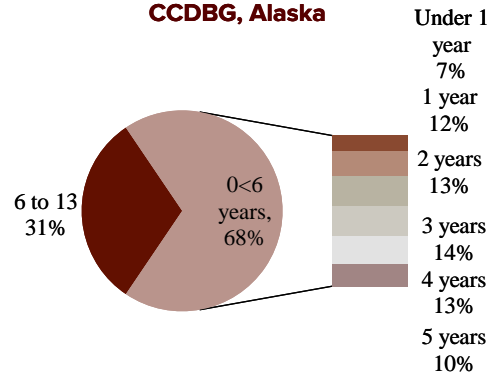


A Snapshot of CCDBG Participation in Federal Fiscal Year 2009

Ages of Children Served in CCDBG

	AK	US
Infants and Toddlers (0-2 years)	32%	31%
Preschool Age (3-5 years)	37%	36%
School Age (6-13 years)	31%	34%

Ages of Children Served in CCDBG, Alaska



Reasons Families Received CCDBG

	AK	US
Employment	78%	75%
Training/Education	5%	11%
Both Employment and Training/Education	9%	7%
Protective Services	6%	5%
Other or Invalid/Not Reported	3%	3%

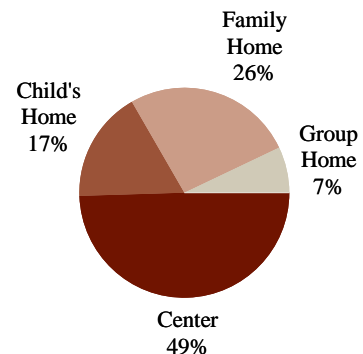
Payment Types by Which Children Were Served in CCDBG

	AK	US
Certificates, Vouchers	81%	91%
Grants and/or Contracts	0%	6%
Cash	19%	3%

Settings in Which Children Were Served in CCDBG

	AK	US
Center	49%	63%
Child's Home	17%	5%
Family Home	26%	26%
Group Home	7%	5%
Invalid/Not Reported	0%	1%

Settings in Which Children Were Served in CCDBG, Alaska



Children in Licensed/Regulated Settings

	AK	US
In Licensed/Regulated Care	71%	78%
In License-Exempt Care with a Relative	13%	12%
In License-Exempt Care with a Non-Relative	15%	8%
Invalid/Not Reported	0%	1%

Percent of CCDBG Families Receiving TANF Assistance

	AK	US
	15%	16%

Percent of CCDBG Families with a Co-payment for Care

	AK	US
Average Copayment of These Families As a Percent of Monthly Income	5%	6%

Source: U.S. Department of Health and Human Services, Office of Child Care, *FFY 2009 CCDF Data Tables (Preliminary Estimates)*, www.acf.hhs.gov/programs/ccb/data/index.htm. For analysis of national CCDBG participation data, see Child Care and Development Block Grant Participation in 2009 at www.clasp.org.