

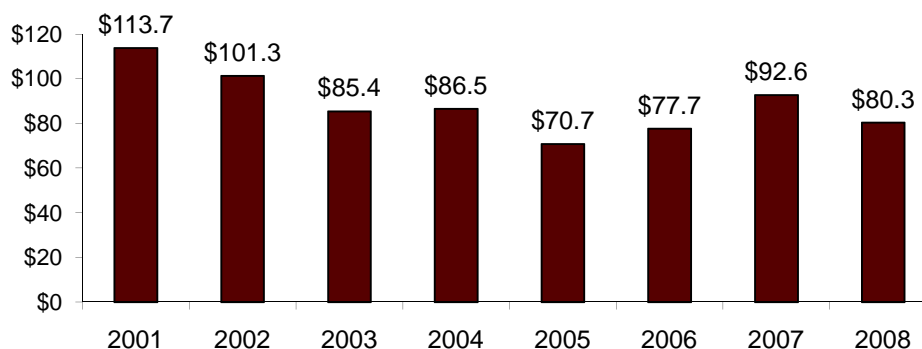
Child Care Assistance State Profile

Total Combined Spending from the Child Care and Development Block Grant (CCDBG) and Temporary Assistance for Needy Families (TANF) Block Grant Funds Federal Fiscal Years 2007-2008

	Child Care Spending 2007	Child Care Spending 2008	Dollar Change 2007-2008	Percent Change 2007-2008
Combined Child Care Spending (CCDBG and TANF) - Total¹	\$92,609,539	\$81,993,801	(\$10,615,738)	-11.5%
Child Care and Development Block Grant Subtotal	\$89,512,999	\$81,999,951	(\$7,513,048)	-8.4%
Discretionary	\$55,048,666	\$51,494,934	(\$3,553,732)	-6.5%
Mandatory	\$6,293,116	\$6,293,116	\$0	0.0%
Federal Match	\$20,084,908	\$17,155,805	(\$2,929,103)	-14.6%
State Match	\$6,370,879	\$5,340,666	(\$1,030,213)	-16.2%
State Maintenance of Effort (MOE)	\$1,715,430	\$1,715,430	\$0	0.0%
Temporary Assistance for Needy Families Subtotal	\$3,096,540	(\$6,150)	(\$3,102,690)	-100.2%
TANF Spent on Child Care	\$3,096,540	(\$6,150)	(\$3,102,690)	-100.2%
State TANF MOE Spent on Child Care (in excess of CCDBG MOE) ²	\$0	\$0	\$0	0.0%
<i>TANF Transferred to CCDBG³</i>	<i>\$18,503,409</i>	<i>\$19,160,650</i>	<i>\$657,241</i>	<i>3.6%</i>
<i>State TANF MOE Spent on Child Care⁴</i>	<i>\$1,715,430</i>	<i>\$1,715,430</i>	<i>\$0</i>	<i>0.0%</i>

Child Care Spending in Federal Fiscal Years 2001-2008

Mississippi Child Care Spending, FY 2001-2008
(in millions of dollars)



CLASP calculations are based on:

U.S. Department of Health and Human Services, Administration for Children and Families, *CCDF Expenditure Data* (Spending from All Appropriation Years), <http://www.acf.hhs.gov/programs/ccb/data/> and *TANF Financial Data*, <http://www.acf.hhs.gov/programs/ofs/data/> (Tables A, B, and C).

See also CLASP analysis of national child care spending, *Child Care Assistance in 2008* at www.clasp.org.

For a set of worksheets on FY 2008 TANF and MOE spending by states, see www.clasp.org.

¹To calculate total child care spending in a federal fiscal year, we sum state and federal CCDBG funds (including liquidated TANF transfers to CCDBG and CCDBG funds appropriated in prior years but liquidated in the given year); TANF funds spent directly on child care; and additional state TANF MOE. For further explanation of these categories, see http://www.clasp.org/publications/ccspending_notes.pdf. Analysis of state fiscal year expenditures may differ.

²State TANF MOE spent on child care included in the sum of total child care spending excludes funds that may have been counted towards CCDBG MOE.

³This is the total amount transferred to CCDBG in 2007 or 2008 regardless of whether it was liquidated in that year. TANF transfers that were liquidated in 2007 or 2008 are included above as CCDBG discretionary spending.

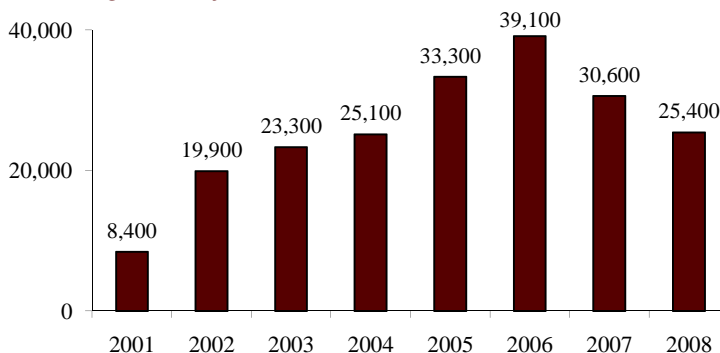
⁴This is the total amount of state TANF MOE spent on child care and includes funds that may also have been counted towards CCDBG MOE.

For additional information, contact Hannah Matthews at hmatthews@clasp.org.

The following data are based on children who received child care assistance funded by the Child Care and Development Block Grant (CCDBG). Participation data on children who received assistance through other sources of funding, including the Temporary Assistance for Needy Families (TANF) block grant, are not available.

CCDBG Participation in Federal Fiscal Years 2001-2008

Average Monthly Number of Children Served in CCDBG in Mississippi



A Snapshot of CCDBG Participation in Federal Fiscal Year 2008

Ages of Children Served in CCDBG

	MS	US
Infants and Toddlers (0-2 years)	30%	30%
Preschool Age (3-5 years)	33%	35%
School Age (6-13 years)	37%	34%

Reasons Families Received CCDBG

	MS	US
Employment	77%	77%
Training/Education	19%	9%
Both Employment and Training/Education	3%	6%
Protective Services	1%	5%
Other or Invalid/Not Reported	0%	3%

Payment Types by Which Children Were Served in CCDBG

	MS	US
Certificates, Vouchers	95%	87%
Grants and/or Contracts	5%	10%
Cash	0%	3%

Settings in Which Children Were Served in CCDBG

	MS	US
Center	75%	61%
Child's Home	3%	6%
Family Home	22%	27%
Group Home	1%	5%
Invalid/Not Reported	0%	1%

Children in Licensed/Regulated Settings

	MS	US
In Licensed/Regulated Care	75%	76%
In License-Exempt Care with a Relative	13%	13%
In License-Exempt Care with a Non-Relative	11%	9%
Invalid/Not Reported	0%	1%

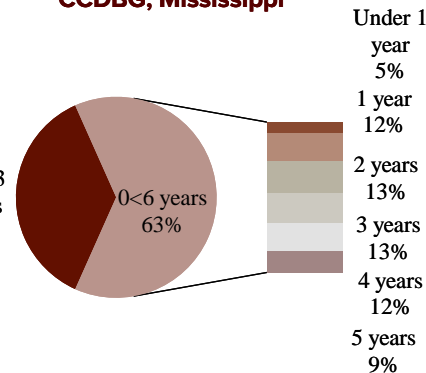
Percent of CCDBG Families Receiving TANF Assistance

MS	15%
US	16%

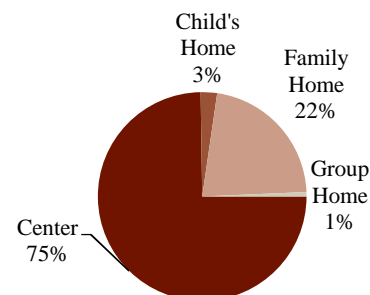
Percent of CCDBG Families with a Co-payment for Care

	MS	US
Average Copayment of These Families As a Percent of Monthly Income	4%	6%

Ages of Children Served in CCDBG, Mississippi



Settings in Which Children Were Served in CCDBG, Mississippi



Source: U.S. Department of Health and Human Services, Child Care Bureau, *FFY 2008 CCDF Data Tables (Preliminary Estimates)*.

www.acf.hhs.gov/programs/ccb/data/index.htm. For analysis of national CCDBG participation data, see *Child Care and Development Block Grant Participation in 2008* at www.clasp.org.