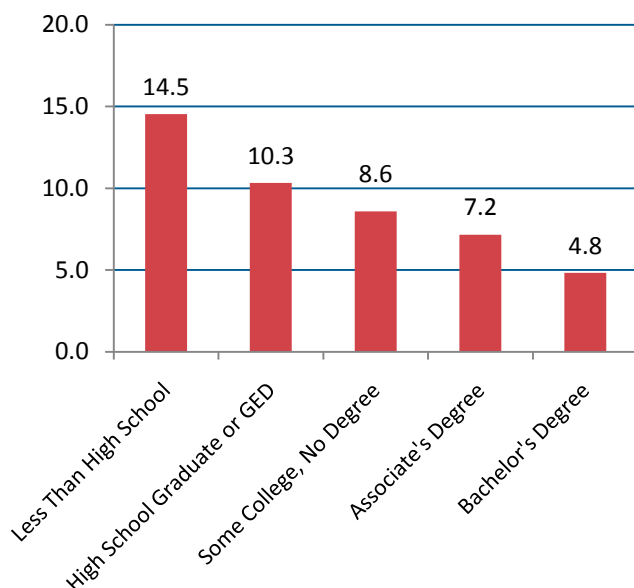


The Economic Imperative for More Adults to Complete College Washington

Higher Skills Needed for Today's Economic Recovery And Tomorrow's Economic Growth

**Washington Unemployment Rates (%)
by Level of Education (2009)**



Source: U.S. Census Bureau, 2009 American Community Survey (Public Use Microdata Sample)

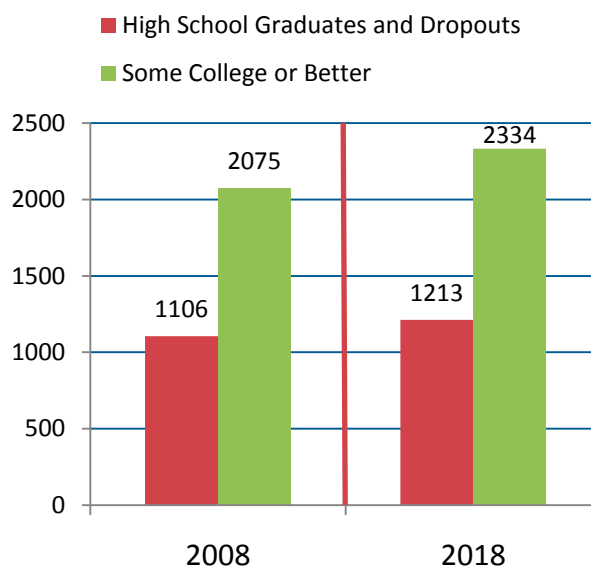
Less Educated Workers are More Likely to Be Out of Work

- Even during tough economic times, skills and credentials matter for labor market success.
- In the state of Washington, adults without a high school credential are over 1.5 times as likely to be out of work as adults with some college education (14.5 percent vs. 8.6 percent).
- Washington adults who have completed high school fare much better than dropouts. Yet even these workers face unemployment rates substantially higher than adults with some college, and over twice as high as those with a bachelor's degree (10.3 percent vs. 4.8 percent).

Demand for College-Educated Workers will Keep Rising Over the Next Ten Years

- Between 2008 and 2018, demand for workers with postsecondary education will rise by 12.5 percent in Washington, while demand for other workers will stay relatively flat, with a growth rate of 9.7 percent.
- Between 2008 and 2018, state labor demand will increase over twice as much for college-educated workers (259,000 additional jobs) as for high school graduates and dropouts (107,000 additional jobs).
- By 2018, over 65 percent of jobs in Washington (and nearly two-thirds of all jobs in the nation) will require some postsecondary education or training.

Educational Distribution of Washington Jobs in 2008 and 2018 (projected) (in thousands)

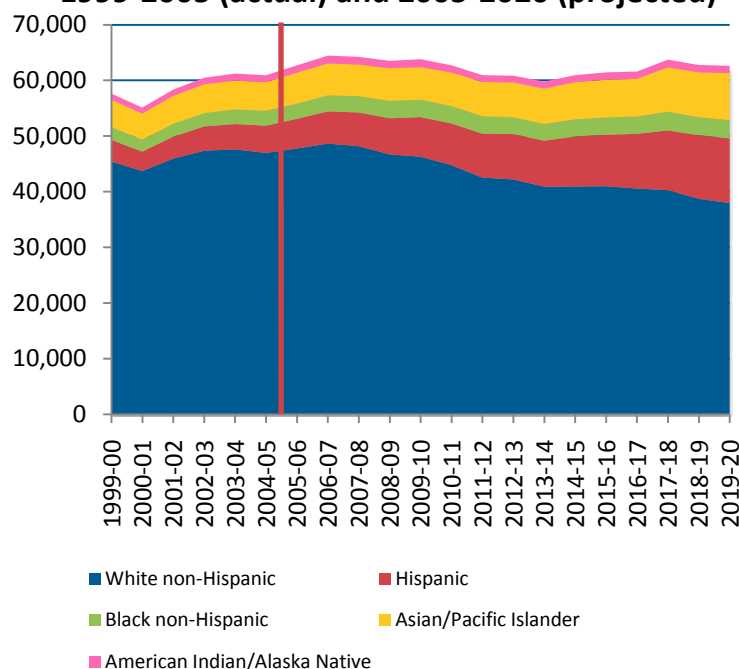


Source: *Help Wanted: Projections of Jobs and Education Requirements Through 2018*. Georgetown University Center on Education and the Workforce (2010).

The Economic Imperative for More Adults to Complete College Washington

Aging Population Means No Future Growth in High School Graduates, and Sharply Rising College Enrollment Among Adults

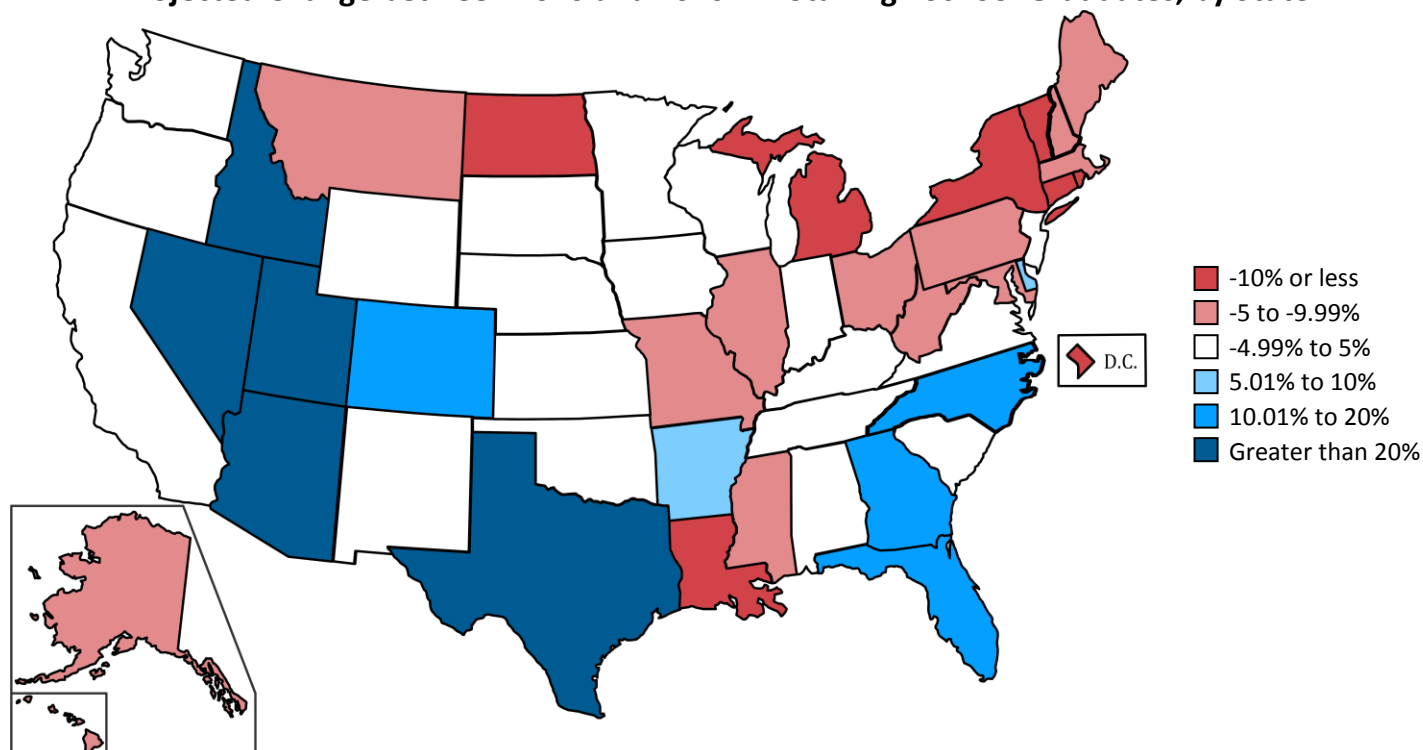
**Washington Public High School Graduates,
1999-2005 (actual) and 2005-2020 (projected)**



**Number of High School Graduates Will Level
Off, But Trends Split by Race/Ethnicity**

- From 2010 to 2020 there will be a slight decline in the number of total high school graduates in Washington, with a projected statewide drop of 2.0 percent. Trends differ across states, but the nationwide trend is similarly flat.
- Different racial/ethnic groups will experience varied rates of growth and decline in public high school graduates statewide. In particular, the number of white non-Hispanic and American Indian/Alaska Native graduates will continue to fall, while the number of graduates from other racial/ethnic groups will rise.

Projected Change between 2010 and 2020 in Total High School Graduates, by State



Source: *Knocking at the College Door*. Western Interstate Commission for Higher Education (2008).