

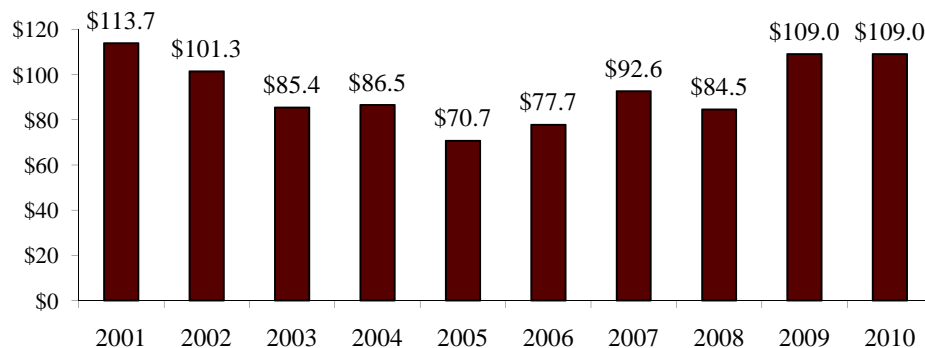
Child Care Assistance State Profile

Total Combined Spending from the Child Care and Development Block Grant (CCDBG) and Temporary Assistance for Needy Families (TANF) Block Grant Funds Federal Fiscal Years 2009-2010

	Child Care Spending 2009	Child Care Spending 2010	Dollar Change 2009-2010	Percent Change 2009-2010
Combined Child Care Spending (CCDBG and TANF) - Total¹	\$84,465,124	\$108,973,396	\$24,508,272	29.0%
Child Care and Development Block Grant Subtotal	\$78,130,324	\$108,977,645	\$30,847,321	39.5%
Discretionary	\$47,574,563	\$78,642,622	\$31,068,059	65.3%
Mandatory	\$6,293,116	\$6,293,116	\$0	0.0%
Federal Match	\$17,104,729	\$16,897,135	(\$207,594)	-1.2%
State Match	\$5,442,486	\$5,429,342	(\$13,144)	-0.2%
State Maintenance of Effort (MOE)	\$1,715,430	\$1,715,430	\$0	0.0%
Temporary Assistance for Needy Families Subtotal	\$6,334,800	(\$4,249)	(\$6,339,049)	-100.1%
TANF Spent on Child Care	\$6,334,800	(\$4,249)	(\$6,339,049)	-100.1%
State TANF MOE Spent on Child Care (in excess of CCDBG MOE) ²	\$0	\$0	\$0	N/A
<i>TANF Transferred to CCDBG³</i>	<i>\$19,116,519</i>	<i>\$17,353,515</i>	<i>(\$1,763,004)</i>	<i>-9.2%</i>
<i>State TANF MOE Spent on Child Care⁴</i>	<i>\$1,715,430</i>	<i>\$1,715,430</i>	<i>\$0</i>	<i>0.0%</i>

Child Care Spending in Federal Fiscal Years 2001-2010

Mississippi Child Care Spending, FY 2001-2010
(in millions of dollars)



CLASP calculations are based on:

U.S. Department of Health and Human Services, Administration for Children and Families, *CCDF Expenditure Data* (Spending from All Appropriation Years), <http://www.acf.hhs.gov/programs/ccb/data/> and *TANF Financial Data*, <http://www.acf.hhs.gov/programs/ofs/data/> (Tables A, B, and C).

See also CLASP analysis of national child care spending, *Child Care Assistance in 2010* at www.clasp.org.

¹To calculate total child care spending in a federal fiscal year, we sum state and federal CCDBG funds (including liquidated TANF transfers to CCDBG and CCDBG funds appropriated in prior years but liquidated in the given year); TANF funds spent directly on child care; and additional state TANF MOE.

For further explanation of these categories, see http://www.clasp.org/publications/ccspending_notes.pdf. Analysis of state fiscal year expenditures may differ.

²State TANF MOE spent on child care included in the sum of total child care spending excludes funds that may have been counted towards CCDBG MOE.

³This is the total amount transferred to CCDBG in 2009 or 2010 regardless of whether it was liquidated in that year. TANF transfers that were liquidated in 2009 or 2010 are included above as CCDBG discretionary spending.

⁴This is the total amount of state TANF MOE spent on child care and includes funds that may also have been counted towards CCDBG MOE.

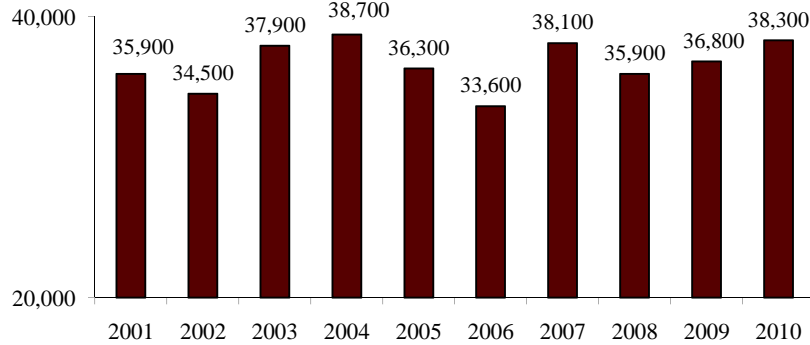
⁵Ages of Children Served in CCDBG percentages may vary due to rounding

For additional information, contact Hannah Matthews at hmatthews@clasp.org.

The following data are based on children who received child care assistance funded by the Child Care and Development Block Grant (CCDBG). Participation data on children who received assistance through other sources of funding, including the Temporary Assistance for Needy Families (TANF) block grant, are not available.

CCDBG Participation in Federal Fiscal Years 2001-2010

Average Monthly Number of Children Served in CCDBG in Mississippi



A Snapshot of CCDBG Participation in Federal Fiscal Year 2010

Ages of Children Served in CCDBG⁵

	MS	US
Infants and Toddlers (0-2 years)	31%	30%
Preschool Age (3-5 years)	35%	37%
School Age (6-13 years)	34%	33%

Reasons Families Received CCDBG

	MS	US
Employment	71%	73%
Training/Education	22%	12%
Both Employment and Training/Education	4%	8%
Protective Services	2%	4%
Other or Invalid/Not Reported	1%	3%

Payment Types by Which Children Were Served in CCDBG

	MS	US
Certificates, Vouchers	97%	89%
Grants and/or Contracts	3%	9%
Cash	0%	2%

Settings in Which Children Were Served in CCDBG

	MS	US
Center	76%	66%
Child's Home	3%	5%
Family Home	20%	24%
Group Home	1%	5%
Invalid/Not Reported	0%	1%

Children in Licensed/Regulated Settings

	MS	US
In Licensed/Regulated Care	77%	80%
In License-Exempt Care with a Relative	12%	11%
In License-Exempt Care with a Non-Relative	11%	8%
Invalid/Not Reported	0%	1%

Percent of CCDBG Families Receiving TANF Assistance

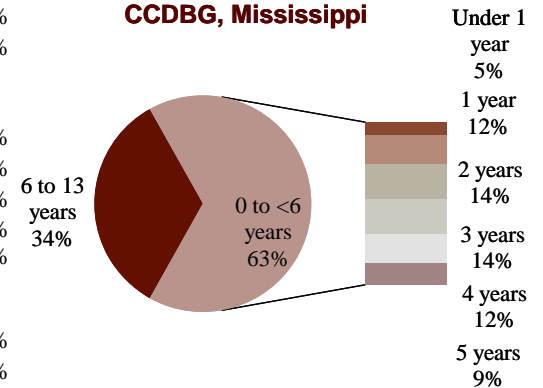
MS	18%
US	17%

Percent of CCDBG Families with a Co-payment for Care

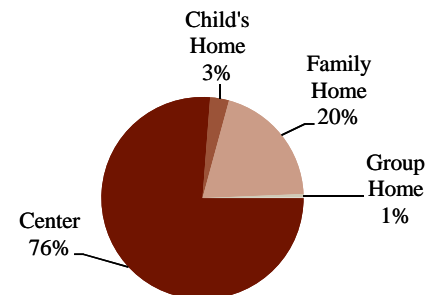
MS	77%
US	61%

	MS	US
Average Copayment of These Families As a Percent of Monthly Income	5%	6%

Ages of Children Served in CCDBG, Mississippi



Settings in Which Children Were Served in CCDBG, Mississippi



Source: U.S. Department of Health and Human Services, Office of Child Care, *FFY 2010 CCDF Data Tables (Preliminary Estimates)*, www.acf.hhs.gov/programs/ccb/data/index.htm. For analysis of national CCDBG participation data, see Child Care and Development Block Grant Participation in 2010 at www.clasp.org.