

WYOMING

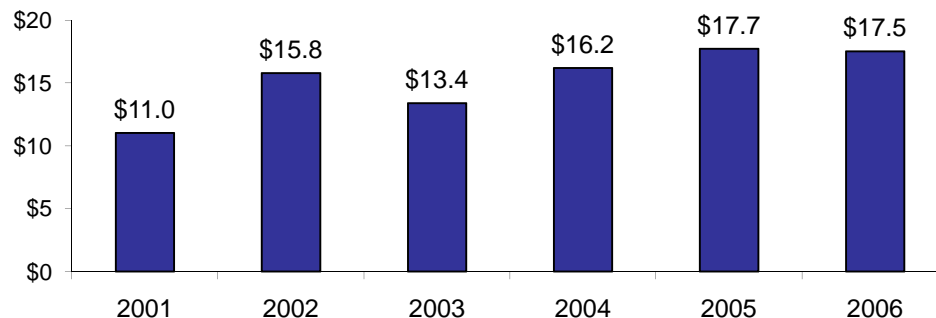
Child Care Assistance State Profile

Total Combined Spending from the Child Care and Development Block Grant (CCDBG) and Temporary Assistance for Needy Families (TANF) Block Grant Funds Federal Fiscal Years 2005-2006

	Child Care Spending 2005	Child Care Spending 2006	Dollar Change 2005-2006	Percent Change 2005-2006
COMBINED CHILD CARE SPENDING (CCDBG and TANF) - TOTAL¹	\$17,700,107	\$17,517,004	(\$183,103)	-1.0%
Child Care and Development Block Grant Subtotal	\$16,260,107	\$15,617,004	(\$643,103)	-4.0%
Discretionary	\$7,393,782	\$6,534,210	(\$859,572)	-11.6%
Mandatory	\$2,827,963	\$2,660,642	(\$167,321)	-5.9%
Federal Match	\$2,606,696	\$2,644,336	\$37,640	1.4%
State Match	\$1,877,959	\$2,224,109	\$346,150	18.4%
State Maintenance of Effort (MOE)	\$1,553,707	\$1,553,707	\$0	0.0%
Temporary Assistance for Needy Families Subtotal	\$1,440,000	\$1,900,000	\$460,000	31.9%
TANF Spent on Child Care	\$1,440,000	\$1,900,000	\$460,000	31.9%
State TANF MOE Spent on Child Care (in excess of CCDBG MOE) ²	\$0	\$0	\$0	N/A
<i>TANF Transferred to CCDBG³</i>	\$3,700,106	\$3,700,106	\$0	0.0%
<i>State TANF MOE Spent on Child Care⁴</i>	\$1,553,707	\$1,416,859	(\$136,848)	-8.8%

Total Child Care Spending in Federal Fiscal Years 2001-2006

Wyoming Child Care Spending, FY 2001-2006
(in millions of dollars)



CLASP calculations are based on:

U.S. Department of Health and Human Services, Administration for Children and Families, *CCDF Expenditure Data* (Spending from All Appropriation Years), <http://www.acf.hhs.gov/programs/ccb/data/> and *TANF Financial Data*, <http://www.acf.hhs.gov/programs/ofs/data/> (Tables A, B, and C).

See also CLASP analysis of national child care spending, *Child Care Assistance in 2006*, <http://www.clasp.org/publications/childcareassistance2006.pdf>. For a set of worksheets on FY 2006 TANF and MOE spending by states, see http://www.clasp.org/publications/state_moe_fy06.htm.

¹To calculate total child care spending in a federal fiscal year, we sum state and federal CCDBG funds (including liquidated TANF transfers to CCDBG and CCDBG funds appropriated in prior years but liquidated in the given year); TANF funds spent directly on child care; and additional state TANF MOE. For further explanation of these categories, see http://www.clasp.org/publications/ccspending_notes.pdf. Analysis of state fiscal year expenditures may differ.

²State TANF MOE spent on child care included in the sum of total child care spending excludes funds that may have been counted towards CCDBG MOE.

³This is the total amount transferred to CCDBG in 2005 or 2006 regardless of whether it was liquidated in that year. TANF transfers that were liquidated in 2005 or 2006 are included above as CCDBG discretionary spending.

⁴This is the total amount of state TANF MOE spent on child care and includes funds that may also have been counted towards CCDBG MOE.

In 2006, CCDBG mandatory funding was increased by \$200 million. States were required to obligate, or legally commit, their share of these funds in 2006 but have until 2007 to spend them.

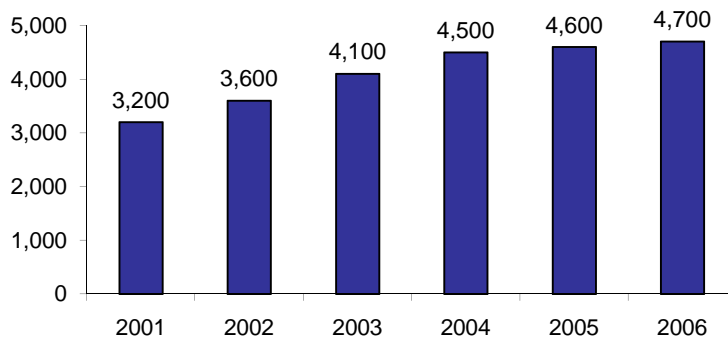
For additional information, contact Hannah Matthews at hmatthews@clasp.org.

WYOMING

The following data are based on children who received child care assistance funded by the Child Care and Development Block Grant (CCDBG). Participation data on children who received assistance through other sources of funding, including the Temporary Assistance for Needy Families (TANF) block grant, are not available.

CCDBG Participation in Federal Fiscal Years 2001-2006

Average Monthly Number of Children Served in CCDBG in Wyoming

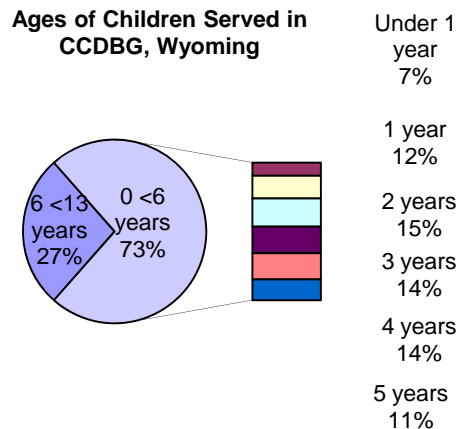


A Snapshot of CCDBG Participation in Federal Fiscal Year 2006

Age of Children Served in CCDBG

	WY	US
Infants and Toddlers (0-2 years)	34%	28%
Preschool Age (3-5 years)	39%	36%
School Age (6-13 years)	27%	36%

Ages of Children Served in CCDBG, Wyoming



Reasons Families Received CCDBG

	WY	US
Employment	91%	79%
Training/Education	9%	10%
Both Employment and Training/Education	0%	4%
Protective Services	0%	4%
Other or Invalid/Not Reported	0%	3%

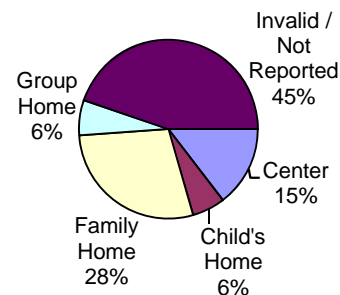
Payment Types by Which Children Were Served in CCDBG

	WY	US
Certificates, Vouchers	100%	85%
Grants and/or Contracts	0%	11%
Cash	0%	4%

Settings in Which Children Were Served in CCDBG

	WY	US
Center	15%	57%
Child's Home	6%	7%
Family Home	28%	29%
Group Home	6%	5%
Invalid/Not Reported	45%	2%

Settings in Which Children Were Served in CCDBG, Wyoming



Number of CCDBG Providers by Setting

Setting	WY	US
Center	157	88,297
Child's Home	158	157,697
Family Home	808	427,915
Group Home	728	26,689

Percent of CCDBG Families Receiving TANF Assistance

	WY	US
	0%	18%

Percent of CCDBG Families with a Co-payment for Care

	WY	US
Average Copayment of These Families As a Percent of Monthly Income	5%	6%

Source: U.S. Department of Health and Human Services, Child Care Bureau, *FFY 2006 CCDF Data Tables (Final)*, http://www.acf.hhs.gov/programs/ccb/data/ccdf_data/06acf800/list.htm

For CLASP's analysis of national CCDBG participation data, see *Child Care and Development Block Grant Participation in 2006* at http://www.clasp.org/publications/ccdbgp participation_2006.pdf.