

CLASP

CENTER FOR LAW AND SOCIAL POLICY

WYOMING

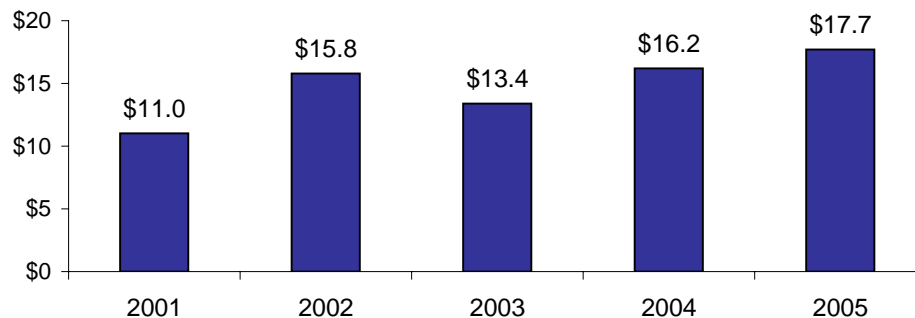
Total Combined Child Care Spending From The Child Care and Development Block Grant (CCDBG) and Temporary Assistance for Needy Families (TANF) Block Grant Funds

Child Care Spending in Federal Fiscal Years 2004-2005 ¹

	Child Care Spending FY 2004	Child Care Spending FY 2005	Dollar Change 2004-2005	Percent Change 2004-2005
COMBINED CHILD CARE SPENDING (CCDBG and TANF) - TOTAL	\$16,188,084	\$17,700,107	\$1,512,023	9.3%
Child Care and Development Block Grant Subtotal	\$16,188,084	\$16,260,107	\$72,023	0.4%
Discretionary	\$8,973,030	\$7,393,782	(\$1,579,248)	-17.6%
Mandatory	\$2,802,119	\$2,827,963	\$25,844	0.9%
Federal Match	\$1,708,961	\$2,606,696	\$897,735	52.5%
State Match	\$1,150,267	\$1,877,959	\$727,692	63.3%
State Maintenance of Effort (MOE)	\$1,553,707	\$1,553,707	\$0	0.0%
<i>(In FY 2004, Wyoming left \$319,236 in federal matching funds unobligated. These funds were returned to the Treasury for reallocation the following year.)</i>				
Temporary Assistance for Needy Families Subtotal	\$0	\$1,440,000	\$1,440,000	N/A
TANF Spent on Child Care	\$0	\$1,440,000	\$1,440,000	N/A
State TANF MOE Spent on Child Care (in excess of CCDBG MOE) ²	\$0	\$0	\$0	N/A
<i>TANF Transferred to CCDBG³</i>	<i>(\$10,066)</i>	<i>\$3,700,106</i>	<i>\$3,710,172</i>	<i>-36858.5%</i>
<i>State TANF MOE Spent on Child Care⁴</i>	<i>\$1,553,707</i>	<i>\$1,553,707</i>	<i>\$0</i>	<i>0.0%</i>

Child Care Spending in Federal Fiscal Years 2001-2005

Wyoming Child Care Spending, FY 2001-2005
(in millions of dollars)



CLASP calculations are based on:

U.S. Department of Health and Human Services, Administration for Children and Families, CCDF Expenditure Data, <http://www.acf.hhs.gov/programs/ccb/research/> (Table 11), and TANF Financial Data, <http://www.acf.hhs.gov/programs/ofs/data/> (Tables A, B, and C).

See also CLASP analysis of national child care spending, [Child Care Assistance in 2005: State Cuts Continue](#). For a set of worksheets on FY 2005 TANF and MOE spending by states, see http://www.clasp.org/publications/state_moe_fy05.htm.

For a breakdown of state child care expenditures in previous years, please contact Hannah Matthews at hmatthews@clasp.org.

¹To calculate total child care spending in a federal fiscal year, we sum state and federal CCDBG funds (including liquidated TANF transfers to CCDBG and CCDBG funds appropriated in prior years but liquidated in the given year); TANF funds spent directly on child care; and additional state TANF MOE. For further explanation of these categories, see [Notes on CLASP Calculations](#). Analysis of state fiscal year expenditures may differ from this analysis.

²State TANF MOE spent on child care included in the sum of total child care spending excludes funds that may have been counted towards CCDBG MOE.

³This is the total amount transferred to CCDBG in 2004 or 2005, regardless of whether it was liquidated in that year. TANF transfers that were liquidated in 2004 or 2005 are included above as CCDBG discretionary spending.

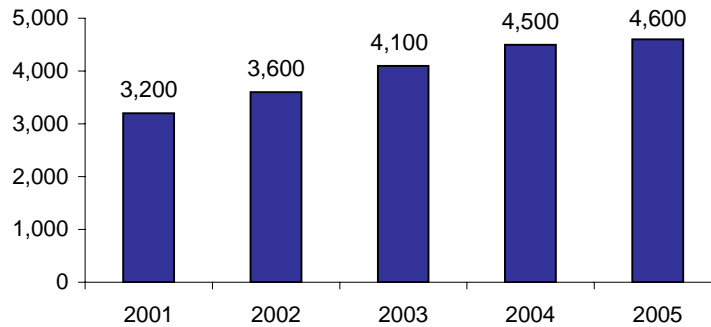
⁴This is the total amount of state TANF MOE spent on child care and includes funds that may also have been counted towards CCDBG MOE.

WYOMING

(page 2)

Child Care and Development Block Grant Participation in Federal Fiscal Years 2001-2005⁵

Average Monthly Number of Children Served in CCDBG in Wyoming



A Snapshot of CCDBG Participation in Wyoming in Federal Fiscal Year 2005

Age of Children Served in CCDBG

	WY	US
Infants and Toddlers (0-2 years)	34%	28%
Preschool Age (3-5 years)	39%	36%
School Age (6-13 years)	27%	36%

Reasons Families Received CCDBG

	WY	US
Employment	89%	76%
Training/Education	10%	11%
Both Employment and Training/Education	0%	5%
Protective Services	0%	3%
Other or Invalid/Not Reported	0%	5%

Payment Types by Which Children Were Served in CCDBG

	WY	US
Certificates, Vouchers	100%	85%
Grants and/or Contracts	0%	11%
Cash	0%	4%

Settings in Which Children Were Served in CCDBG

	WY	US
Center	16%	58%
Child's Home	7%	8%
Family Home	29%	28%
Group Home	7%	4%
Invalid/Not Reported	41%	2%

Number of CCDBG Providers by Setting

	WY	US
Center	218	87,229
Child's Home	719	167,740
Family Home	2,834	440,599
Group Home	264	24,995

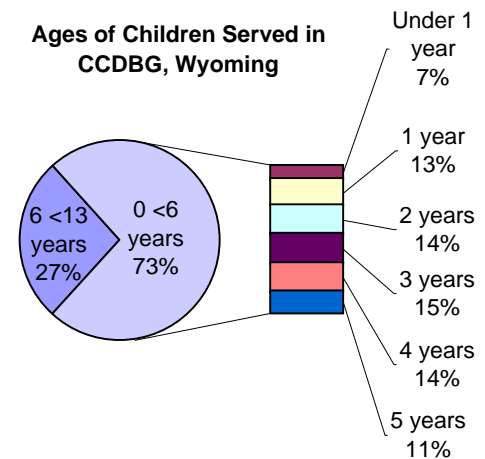
Percent of CCDBG Families Receiving TANF Assistance

WY	0%
US	19%

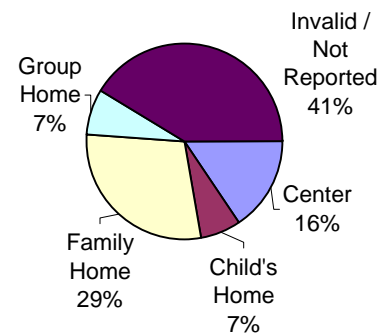
Percent of CCDBG Families with a Co-payment for Care

	WY	US
Average Copayment of These Families As a Percent of Monthly Income	5%	6%

Ages of Children Served in CCDBG, Wyoming



Settings in Which Children Were Served in CCDBG, Wyoming



Source:

U.S. Department of Health and Human Services, Administration for Children and Families, CCDF Data Tables, <http://www.acf.hhs.gov/programs/ccb/research>. See also CLASP analysis of national CCDBG participation, [Child Care and Development Block Grant Participation in 2005](#).

⁵FY 2005 data are preliminary estimates. Participation data are for children who received CCDBG-funded child care assistance (including liquidated TANF transfers to CCDBG). Participation data on children who received assistance through TANF spent directly on child care are not available. Percentages may not add up to 100 due to rounding.