

Head Start by the Numbers

Utah

This fact sheet is based on the 2005 Program Information Report (PIR) data, which all Head Start programs are required to complete on an annual basis.¹ For more information on the PIR and national Head Start or Early Head Start data, see the "[Child Care and Early Education](http://www.clasp.org)" page at www.clasp.org.

Programs

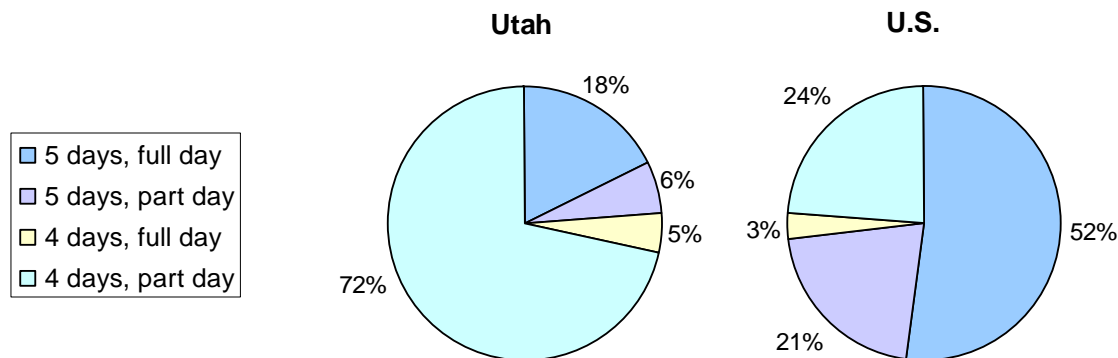
Total number of programs: 16
 Number of Early Head Start programs: 6
 Number of preschool programs: 9
 Number of Migrant and Seasonal programs: 1

Total number of slots: 6,147
 ACF-funded slots: 6,135²
 Slots funded through other sources: 12³

Program options

| | Utah | U.S. |
|-------------------|------|------|
| Center-based | 89% | 91% |
| Home-based | 9% | 5% |
| Family child care | 0% | 1% |
| Combination | 2% | 1% |
| Locally-designed | 0% | 1% |

Operating schedule for center-based programs⁴



Participants

Total actual enrollment: 7,304⁵
 Number of children enrolled: 7,209
 Number of pregnant women enrolled: 95

Primary language spoken in the home

| | Utah | U.S. |
|----------------------|------|------|
| English | 69% | 71% |
| Spanish | 29% | 24% |
| East Asian languages | 1% | 1% |
| other | 1% | 4% |

CLASP

CENTER FOR LAW AND SOCIAL POLICY

Copyright © 2006 by the Center for Law and Social Policy. All rights reserved.

Race and Ethnicity⁶

| | Utah | U.S. |
|-------------------------------------|------|------|
| American Indian or Alaskan Native | 5% | 5% |
| Asian | 1% | 2% |
| Black or African American | 1% | 31% |
| Hispanic (any race) | 40% | 33% |
| Native Hawaiian or Pacific Islander | 1% | 1% |
| White | 48% | 35% |
| Bi-racial or Multi-racial | 15% | 7% |
| Unspecified | 28% | 18% |



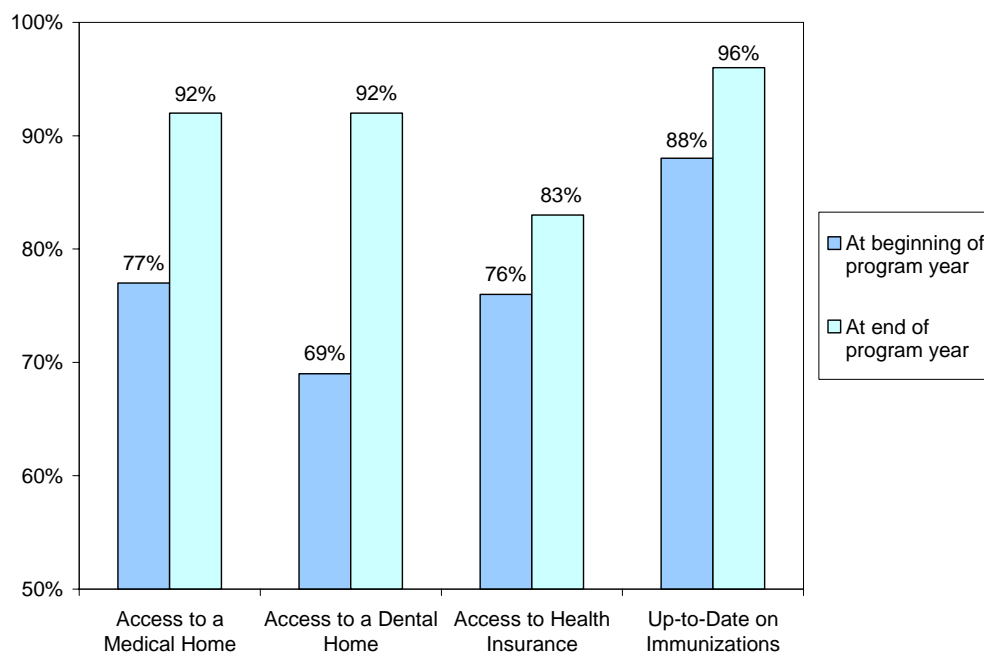
Medical screenings⁷

| | |
|---|-----|
| <i>Percent screened</i> | 91% |
| <i>Of children screened, percent requiring follow-up treatment</i> | 23% |
| <i>Of children requiring further treatment, percent receiving follow-up treatment</i> | 96% |

Disability Services

| | |
|--|-----|
| <i>Percent of children diagnosed as having a disability</i> | 12% |
| <i>Of children with a disability, percent of children diagnosed during the program year</i> | 41% |
| <i>Of children with a disability, percent of children diagnosed prior to this program year</i> | 59% |

Access to medical services^{8 9}



Families

Total number of families: 6,888

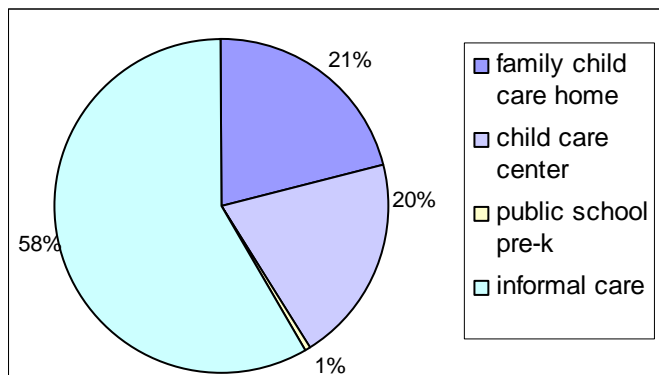
| | Utah | U.S. |
|---|------|------|
| Single-parent families | 40% | 56% |
| Two-parent families | 60% | 44% |
| Families with at least one employed parent | 77% | 71% |
| Families with at least one parent in school/ job training | 19% | 16% |
| Families receiving TANF | 16% | 19% |
| Families receiving WIC | 51% | 49% |

Head Start Family Services

| | |
|--|-----|
| <i>Percent of families who received:</i> | |
| Parenting education | 45% |
| Health education | 36% |
| Emergency/crisis intervention services | 20% |
| Housing assistance | 20% |
| Mental health services | 15% |
| Adult education | 14% |
| ESL services | 11% |
| Job training | 6% |
| Child support assistance | 6% |
| <i>Percent of families who accessed at least one family service through Head Start</i> | 65% |



Child Care Arrangements



Percent of children receiving a child care subsidy: 5%

Percent of children in Head Start programs operating at least eight hours per day: 6%

For children requiring care outside of Head Start hours
(includes all children, regardless of subsidy receipt)

Staff

Total number of staff: 1,782

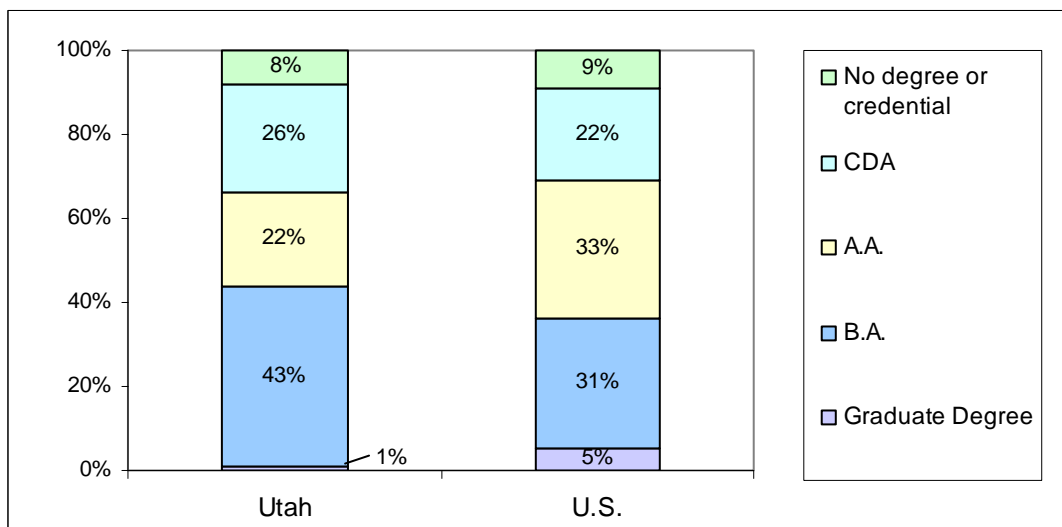
Total number of teachers: 330

Percent who left the program during the year: 22%

Percent of staff who are current or former Head Start parents: 21%

Average teacher salary: \$19,227¹⁰

Teacher Education Level



Endnotes

¹ Data includes all Head Start programs in the state, including Head Start preschool, Early Head Start, Migrant and Seasonal Head Start, and American Indian and Alaskan Native programs.

² Includes slots funded by the U.S. Department of Health and Human Services, Administration for Children and Families.

³ Includes slots funded by all sources other than ACF (for example, states or school districts).

⁴ The PIR defines “full-day” programs as those operating at least six hours per day and “part-day” programs as those operating less than six hours per day.

⁵ The PIR collects data on all children and pregnant women enrolled at any point, including those who do not complete the year. Since some participants drop out during the program year and are replaced, the number of total actual participants exceeds the number of Head Start slots.

⁶ Percentages do not add up to 100 percent because persons of Hispanic ethnicity may be of any race. In 2005, race categories on the PIR were changed. The “Hispanic” category, previously included as a race category, was moved to a separate question that asks for the number of children and pregnant women who were of Hispanic origin, regardless of racial background. The high proportion of Head Start participants whose race is “unspecified” may reflect confusion about the new race and ethnicity categories.

⁷ The PIR includes all children who were enrolled in Head Start at any point during the program year, including those who dropped out before 45 days of enrollment, the time frame during which Head Start programs are required to provide medical and dental screenings.

⁸ “Up-to-date on immunizations” includes those children who are not on the schedule recommended for their age group but who have been brought up to date to the extent possible given the late start on their immunization schedule.

⁹ Due to variations in reporting whether children are receiving medical services through Indian Health Services and migrant community health centers, there is an estimated margin of error of 5 percent for the proportion of children with a medical home.

¹⁰ This average includes all programs in the state, including part-day programs, programs that operate for a short period of time such as Migrant and Seasonal Programs, and programs that may only operate for part of a week. Therefore, the range of teacher salaries may vary greatly throughout the state.