

Challenges and Opportunities: Child Care and Early Education in Difficult Times



Hannah Matthews

Director, Child Care and Early Education

CLASP

Region IV Head Start Annual Conference

Atlanta, GA

February 6, 2012

Federal Early Childhood Policy

- American Recovery and Reinvestment Act - \$5 billion for early childhood
- FY 2011 and FY 2012 – \$ increases for child care, Head Start
- Affordable Care Act – Maternal and Infant Child Home Visitation program (MICHV)
- Race to the Top – Early Learning Challenge - \$450 million awarded to 9 states

Federal Context

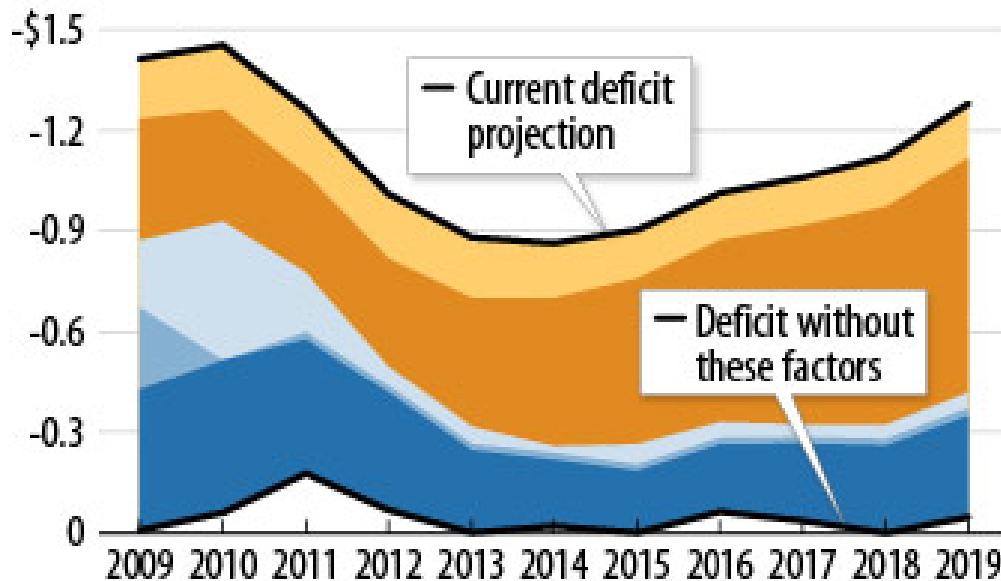
- Focus on deficit reduction
- Republican House favors tax cuts and spending cuts
- Federal Unemployment Insurance benefits expire February 28
- “Supercommittee” failed to reach agreement on deficit reduction
 - Automatic cuts slated to begin January 2013
 - Some low-income programs exempt, *not* Head Start
 - Reducing defense cuts will put low-income programs at greater risk

CBPP: Tax Cuts Drive Significant Portion of Record Deficit

**Economic Downturn, Financial Rescues,
And Legacy of Bush Policies Drive Record Deficits**

Deficit, in trillions

- Wars in Iraq and Afghanistan
- Bush-era tax cuts
- Recovery measures
- TARP, Fannie, and Freddie
- Economic downturn



Source: CBPP analysis based on Congressional Budget Office estimates.

cbpp.org

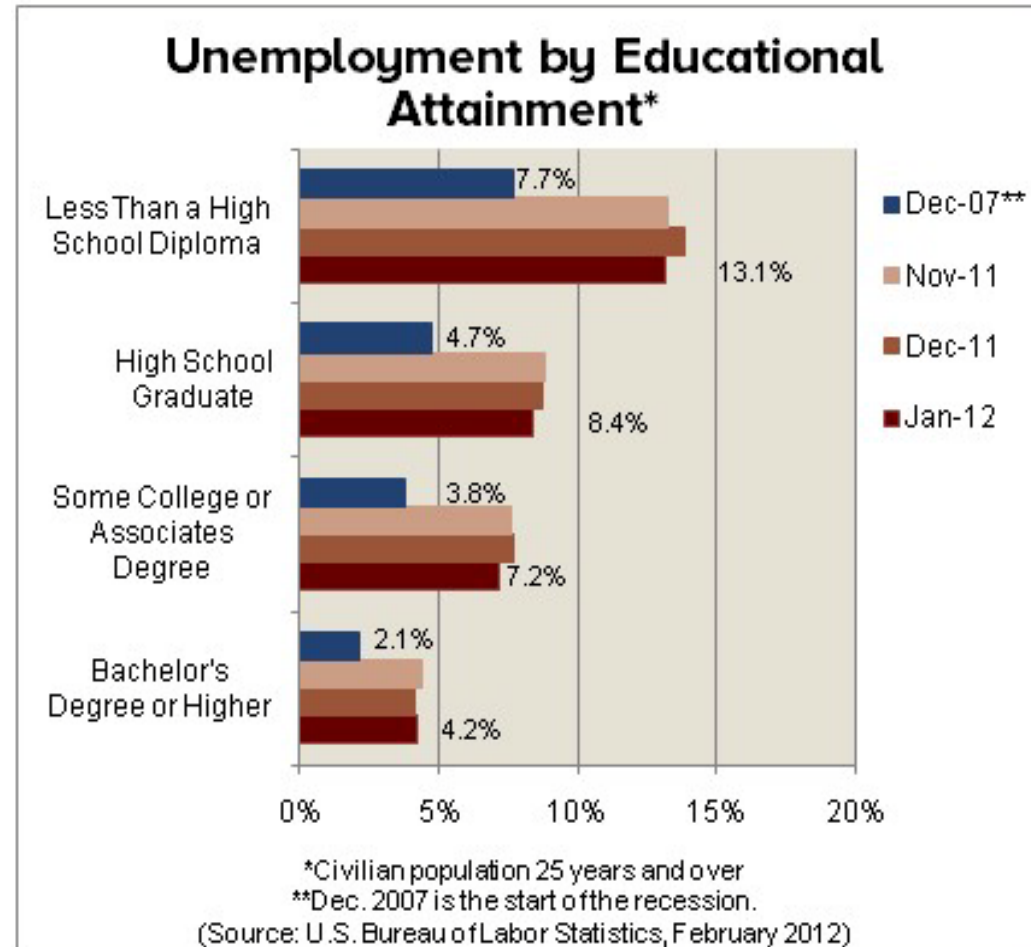
State Context

- Recession impacted state revenue causing state budget shortfalls.
- State cuts to child care, pre-kindergarten, other early childhood programs.
- *State budget shortfalls will impact services Head Start programs rely on.*



Continued Need for Job Growth

- January unemployment - 8.3% nationally
- Unemployment disproportionately affects lower-educated and minority racial and ethnic groups.



Growth in Child Poverty

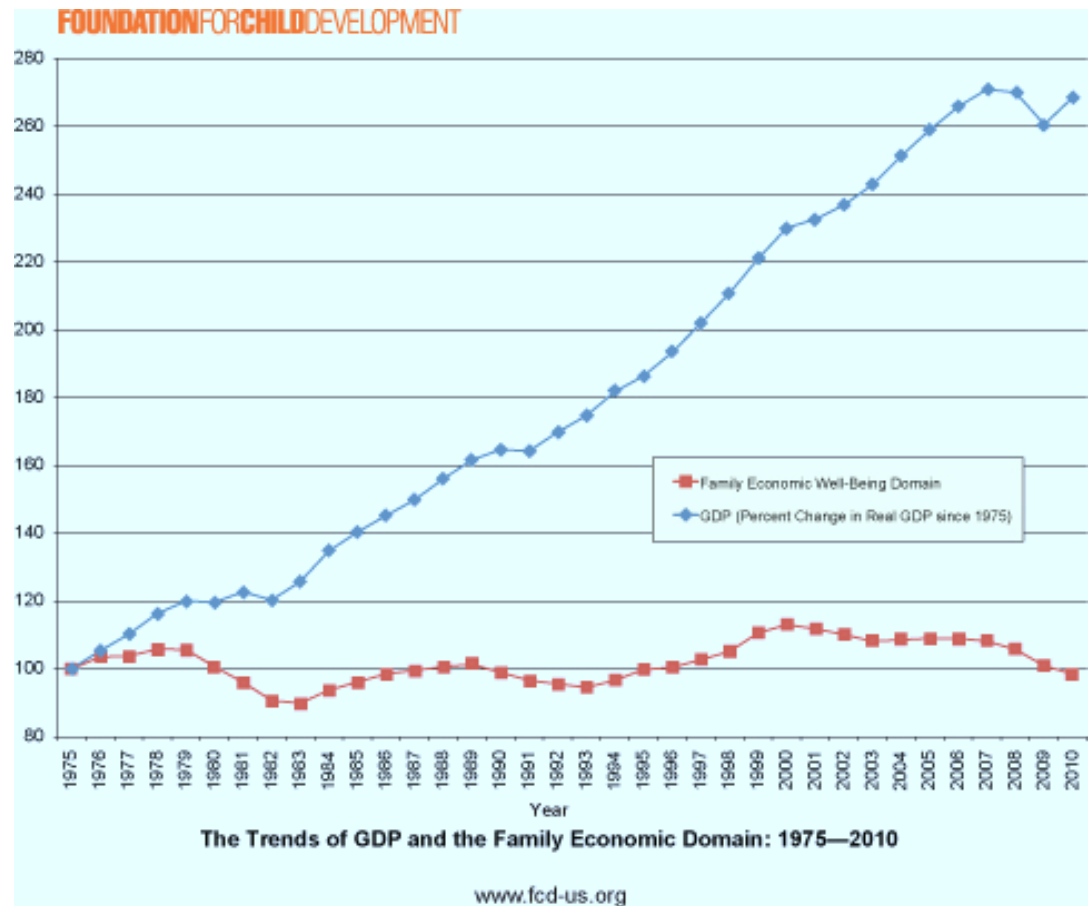
- 46.2 million poor – 1 in 7 Americans
- One in four young children is poor. Nearly half are under 200 percent of federal poverty.
- Growth in child poverty for 4th straight year.

	Poverty Rate of Children Under Age 6 (2010)	Low-Income Rate of Children Under Age 6 (2010)
US	25%	48%
ALABAMA	32%	54%
FLORIDA	27%	52%
GEORGIA	29%	54%
KENTUCKY	32%	54%
MISSISSIPPI	38%	62%
NORTH CAROLINA	29%	52%
SOUTH CAROLINA	32%	55%
TENNESSEE	29%	56%

CLASP calculations of American Community Survey data.

Many Families Left Out of Economic Recovery

- Recession wiped out gains in family economic security made over last 35 years.



Federal Programs Serve a Fraction of Eligible Children

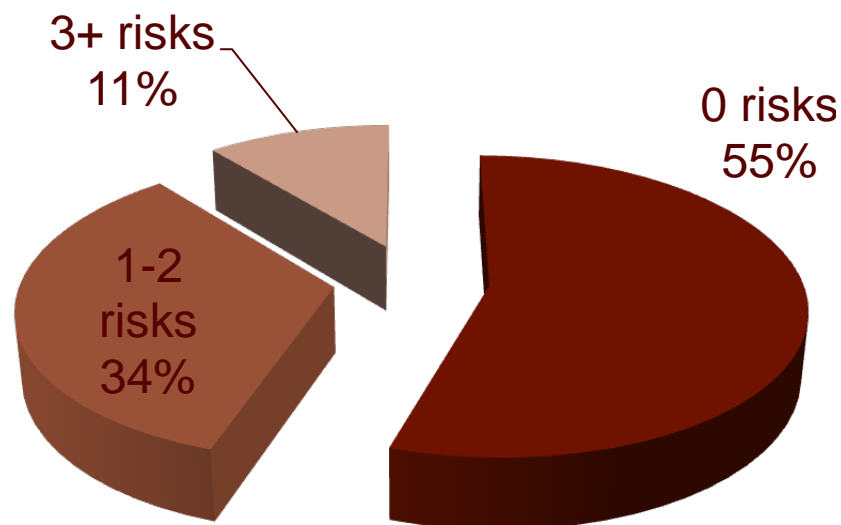
- Head Start serves less than half of eligible preschoolers and less than 4 percent of eligible infants and toddlers in Early Head Start.
- Child care subsidies reach 1 in 6 eligible children.



Source: HS analysis by NWLC; CCDBG analysis by HHS.

Young Children Face Multiple Risk Factors for Unhealthy Development

Exposure to Multiple Risk Factors Among Young Children, 2008



These risks include: lives in poverty, with a single parent, in households where both parents have less than a high school education, in families with parents who do not speak English well or at all; and/or has parents with no paid employment.

Source: National Center for Children in Poverty.

What Does It All Mean?



Tell Your Story

- What is the state of young children in your community?
- Where are the unmet needs and gaps in services (particular age groups, demographic groups, programs and services)?
- How are early childhood programs helping families connect to needed resources?



Next Steps: Take Action!

- Write op-eds and get media coverage
- Invite policymakers to visit your programs
- Tie Head Start advocacy to economic investment messaging.



Contact Information

Hannah Matthews

hmatthews@clasp.org

(202) 906-8006

www.clasp.org

Follow me on Twitter: @HNMatthews

Like us on Facebook: www.facebook.com/CLASP.org