

# Head Start by the Numbers

## Wyoming

This fact sheet is based on the 2005 Program Information Report (PIR) data, which all Head Start programs are required to complete on an annual basis.<sup>1</sup> For more information on the PIR and national Head Start or Early Head Start data, see the "[Child Care and Early Education](#)" page at [www.clasp.org](http://www.clasp.org).

### Programs

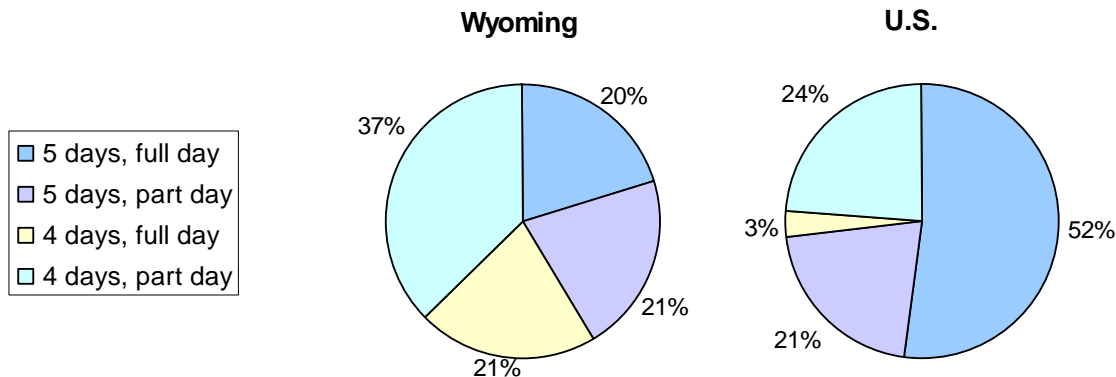
Total number of programs:	16
Number of Early Head Start programs:	6
Number of preschool programs:	9
Number of Migrant and Seasonal programs:	1

Total number of slots:	2,329
ACF-funded slots:	2,256 <sup>2</sup>
Slots funded through other sources:	73 <sup>3</sup>

### Program options

	Wyoming	U.S.
Center-based	72%	91%
Home-based	11%	5%
Family child care	0%	1%
Combination	16%	1%
Locally-designed	0%	1%

### Operating schedule for center-based programs<sup>4</sup>



### Participants

Total actual enrollment:	2,790 <sup>5</sup>
Number of children enrolled:	2,716
Number of pregnant women enrolled:	74

### Primary language spoken in the home

	Wyoming	U.S.
English	85%	71%
Spanish	14%	24%
other	1%	5%

**CLASP**

CENTER FOR LAW AND SOCIAL POLICY

Copyright © 2006 by the Center for Law and Social Policy. All rights reserved.

## Race and Ethnicity<sup>6</sup>

	Wyoming	U.S.
American Indian or Alaskan Native	14%	5%
Asian	1%	2%
Black or African American	2%	31%
Hispanic (any race)	27%	33%
Native Hawaiian or Pacific Islander	0%	1%
White	64%	35%
Bi-racial or Multi-racial	5%	7%
Unspecified	15%	18%



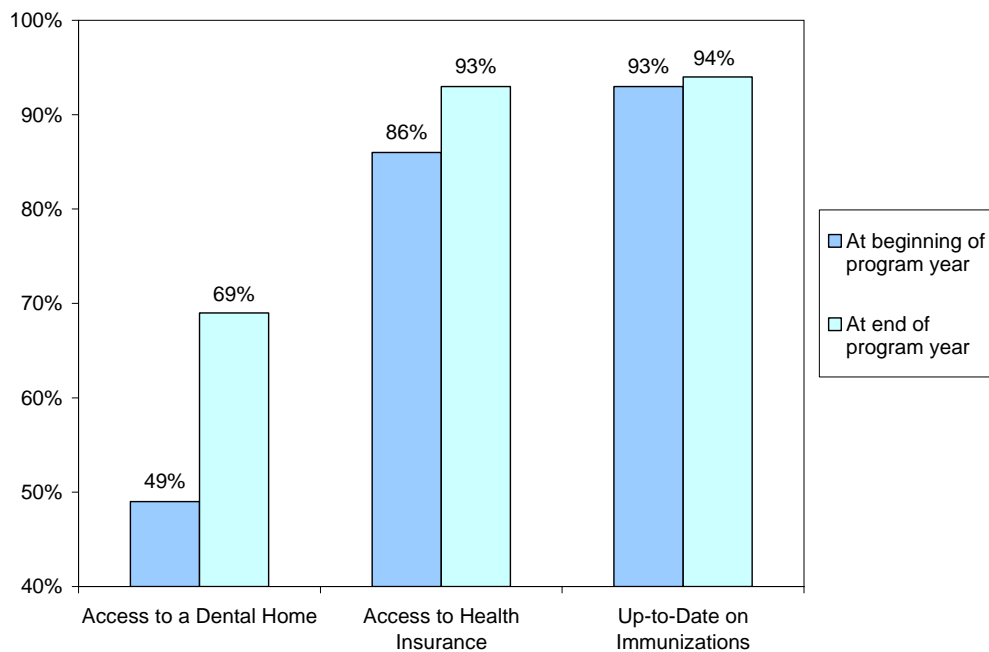
## Medical screenings<sup>7</sup>

Percent screened	90%
Of children screened, percent requiring follow-up treatment	22%
Of children requiring further treatment, percent receiving follow-up treatment	81%

## Disability Services

Percent of children diagnosed as having a disability	22%
Of children with a disability, percent of children diagnosed during the program year	48%
Of children with a disability, percent of children diagnosed prior to this program year	52%

## Access to medical services<sup>8 9</sup>



## Families

Total number of families: 2,396

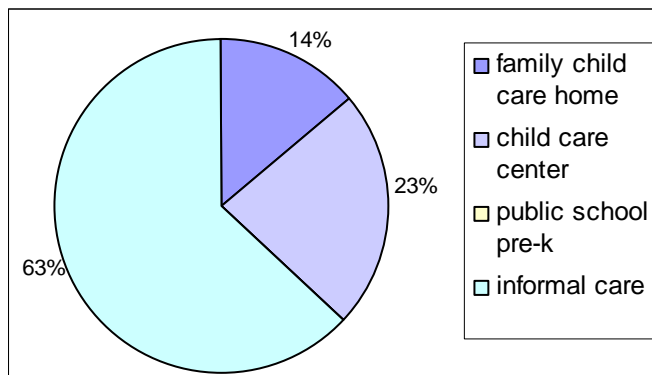
	Wyoming	U.S.
Single-parent families	44%	56%
Two-parent families	56%	44%
Families with at least one employed parent	81%	71%
Families with at least one parent in school/ job training	21%	16%
Families receiving TANF	18%	19%
Families receiving WIC	45%	49%

## Head Start Family Services

<i>Percent of families who received:</i>	
Parenting education	40%
Health education	27%
Emergency/crisis intervention services	14%
Transportation assistance	13%
Housing assistance	15%
Adult education	11%
Job training	10%
Child support assistance	9%
Mental health services	8%
<i>Percent of families who accessed at least one family service through Head Start</i>	<i>71%</i>



## Child Care Arrangements



*Percent of children receiving a child care subsidy: 8%*

*Percent of children in Head Start programs operating at least eight hours per day: 10%*

For children requiring care outside of Head Start hours (includes all children, regardless of subsidy receipt)

## Staff

Total number of staff: 821

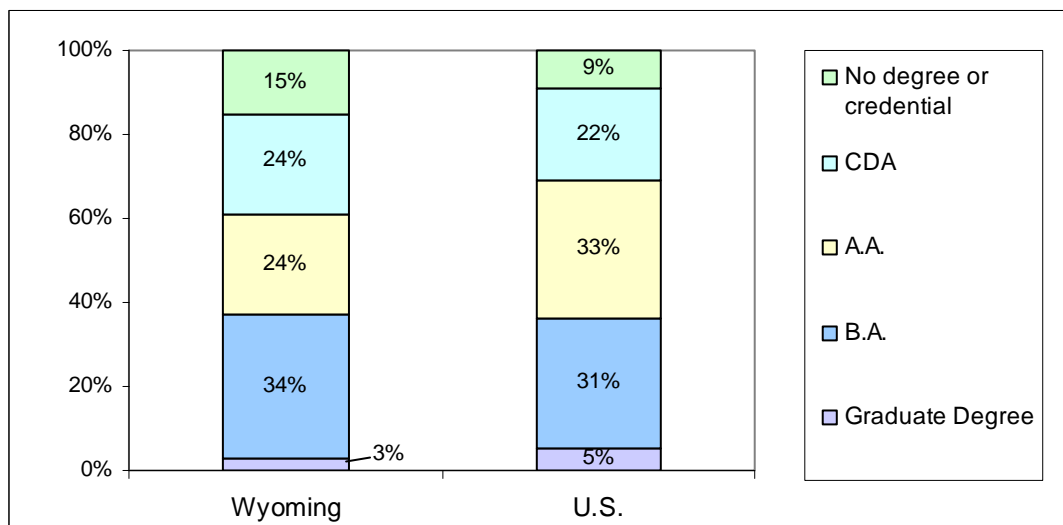
Total number of teachers: 150

Percent who left the program during the year: 15%

*Percent of staff who are current or former Head Start parents: 33%*

Average teacher salary: \$22,459<sup>10</sup>

## Teacher Education Level



---

## Endnotes

<sup>1</sup> Data includes all Head Start programs in the state, including Head Start preschool, Early Head Start, Migrant and Seasonal Head Start, and American Indian and Alaskan Native programs.

<sup>2</sup> Includes slots funded by the U.S. Department of Health and Human Services, Administration for Children and Families.

<sup>3</sup> Includes slots funded by all sources other than ACF (for example, states or school districts).

<sup>4</sup> The PIR defines “full-day” programs as those operating at least six hours per day and “part-day” programs as those operating less than six hours per day.

<sup>5</sup> The PIR collects data on all children and pregnant women enrolled at any point, including those who do not complete the year. Since some participants drop out during the program year and are replaced, the number of total actual participants exceeds the number of Head Start slots.

<sup>6</sup> Percentages do not add up to 100 percent because persons of Hispanic ethnicity may be of any race. In 2005, race categories on the PIR were changed. The “Hispanic” category, previously included as a race category, was moved to a separate question that asks for the number of children and pregnant women who were of Hispanic origin, regardless of racial background. The high proportion of Head Start participants whose race is “unspecified” may reflect confusion about the new race and ethnicity categories.

<sup>7</sup> The PIR includes all children who were enrolled in Head Start at any point during the program year, including those who dropped out before 45 days of enrollment, the time frame during which Head Start programs are required to provide medical and dental screenings.

<sup>8</sup> “Up-to-date on immunizations” includes those children who are not on the schedule recommended for their age group but who have been brought up to date to the extent possible given the late start on their immunization schedule.

<sup>9</sup> Due to variations in reporting whether children are receiving medical services through Indian Health Services and migrant community health centers, information on medical homes is not available for Wyoming.

<sup>10</sup> This average includes all programs in the state, including part-day programs, programs that operate for a short period of time such as Migrant and Seasonal Programs, and programs that may only operate for part of a week. Therefore, the range of teacher salaries may vary greatly throughout the state.